



 **TriMark**[®]
DOOR SYSTEMS
Access to Excellence



Open the Door

TriMark understands the value of a great **first impression**. Often the first hands-on impression a potential owner or operator of heavy duty equipment gets is the door system. When they open the door they immediately know the **attention to detail** and level of quality they are in store for. This attention to detail and quality in a door system can be a “make or break” for a potential purchaser.

TriMark is one of the world’s leading innovators, designers and manufacturers of heavy duty vehicle hardware. We provide a wide range of handles, latches, striker bolts, linkages and related system components of truly **exceptional quality** — our products not only set the standards for design and value, they are proven in the field time and time again.



True Partnership

TriMark has built its reputation as a **partner** to our Equipment Manufacturer customers. Our Engineering Services offer you expertise, ideas, and resources for your **product development** projects saving your company time and money.

- Worldwide access to Engineering Data and experience in Computer Aided Engineering.
- Program management to further reduce the strain on your engineering time.
- Engineering expertise in a wide variety of applications and equipment.
- World Class testing facilities to validate products in harsh environments.
- 40 years of experience in manufacturing processes insuring best-in-class supplier performance.



Designing and implementing a true Full System Solution takes a wide range of products to insure that all the components come together to form a rugged and reliable system. Details of all our products and more are available on our website www.trimarkcorp.com or you can contact our Application Engineering Experts to assist you in selecting the exact products to complete your individual system solution.

We focus on “door systems” ~ to control access in and out, while emphasizing safety, security and convenience. We:

- Provide reasonably priced, tailored quality mechanical, electrical, electronic products and systems that stress fit for function
- Are responsive and easy to do business with
- Make promises we can keep and keep promises we make

Our focus on “door systems” means applying our special knowledge:

- To functions: opening/closing, structural support, safety, security, good appearance, quality, sound of operation, ease of manufacturing and assembly.
- To components: latches, locks, striker bolts, hinges, inside handles, exterior handles, rods/cables, windows and regulators, window tracks, switches, wiring, inside assist handles, interior trim, structure and exterior skin.

Industries

- Off-Highway
- Recreational Vehicle
- Specialty Vehicle
- On-Highway Truck
- Armored Vehicle
- Mass Transit
- Industrial Enclosures

Products

- Latches
- Handles
- Linkages
- Electronics
- Hinges

Capabilities


- Engineering Design
- System Validation
- Metal Fabrications
- Injection Moldings
- Quick Turn Manufacturing
- Line Sequencing

TriMark Corporation is an employee-owned company and is a recognized leader in the design and manufacture of quality hardware products for the recreational vehicle, agricultural, truck, construction, armored vehicle, and enclosure markets. We offer a wide range of locks, handles, latches, striker bolts, linkages, electronic access, complete door access systems, ignition switches and related components.

TriMark Corporate headquarters is located in New Hampton, Iowa, USA.

TriMark serves the China market through TriMark Xuzhou and the European market through its subsidiary, TriMark Europe Ltd, based at Bardon Hill, near Coalville, Leicester, UK, with a division called West Alloy located in Sutton, UK.

TriMark has been a valued partner supplier to Caterpillar for more than 30 years, in addition to other global customers, including John Deere, Volvo, Paccar, AGCO, Case New Holland, and Winnebago, who provide world class vehicles and equipment.



Convenience and Security are Hallmarks of KeyOne™ Plus



Gone are the days when convenience and security are mutually exclusive terms when describing key code requirements and single key access control. TriMark offers a single-key locking solution for the operation of multiple locking products on a vehicle. Our “One Key — One Vehicle” program is made possible with TriMark’s patented KeyOne™ Plus modular lock design that can be easily installed as the last step.

- **Easy** - Allows the OEM’s to line-sequence the key codes without ordering locks or hardware kits in advance of builds.
- **Complete** - Locking program can include ignition locks and fuel caps in addition to cab and compartment doors facilitating key code coordination.
- **Quality** - Automotive-style lock features a high-quality shutter and perimeter waterproof seal reduces the infiltration of dirt and water into the lock.
- **Secure** - Available in a wide variety of codes allowing flexibility in keying a unit alike. To protect overall security, KeyOne™ Plus can be keyed differently for each vehicle.
- **Serviceable** - Able to service the lock cylinder offering OEM's and dealers the option to replace in the event of lost keys or lock failure.
- **Upgradeable** – Able to upgrade the lock cylinder offering the option to change the level of security and convenience through aftermarket sales
- **Convenient** - No disassembly of the product or door is required.





Table of Contents

Latches

Page


Two-Rotor

050-0100 Two-Rotor Latch	10
050-0103 Two Rotor Latch 2-Position Intertrip	11
050-0107 Two-Rotor Latch With Coaxial Trip.....	11
050-0110 Two-Rotor Single-Position Latch	11
050-0113 Two-Rotor Latch Single Position Intertrip.....	11
050-0150 Two-Rotor Latch & Release Linkage.....	12
050-0170 Two-Rotor Latch With Bellcrank Linkage.....	13



Single-Rotor

050-0200 Slimline Rotary Latch	14
050-0204 Slimline Latch With Inline Trip Lever.....	15
050-0210 Slimline Rotary Latch Single-Position	15
050-0250 Single Rotor Latch & Linkage Assembly	16
050-0275 Slimline Cargo Latch	17
050-0300 Single Rotor Latch.....	18
050-0400 Floating Striker Single Rotor Latch	19
050-0410 Floating Striker Single Position Rotor Latch.....	20
050-0500 Single Rotor Mini-Latch	21
050-0600 Single Rotor Compartment Latch.....	22
050-0700 12mm Single Rotor Latch	23
050-0710 Direct Push Button/Remote Inside Release.....	24
050-0750 Remote Exterior/On-Latch Inside Release Lever.....	24
050-0760 Remote Exterior/Remote Inside Release.....	24
050-0810 Single Rotor Latch Logic	25
050-0850 TriGuard Heavy Duty Latch Module With Slam Cam	
Option	26
050-1100 6mm Single Rotor Latch.....	27
050-1200 Single Rotor Panel Latch.....	28
050-1600 TriGuard Heavy Duty Single Rotor Latch.....	29



Sliding Bolt

060-0100 Plunger Bolt.....	30
060-0500 Plunger Bolt.....	31
060-0900 Recessed Mount Plunger Bolt	32
060-0901 Low Profile Plunger Bolt.....	33
060-1200 RV Screen Door Latch	34

Dead Bolt


060-1300 Flush Mount Security Lock.....	35
---	----

Table of Contents

Latches Page

Slam Action (hook, pivoting & rotating catch)

030-0500 Pivoting Catch Compartment Latch.....	36
030-0550 Heavy Duty Pivoting Catch Compartment Latch	37
030-0600 Rotating Catch Compartment Latch	38
030-0625 2-Point Rotating Catch Compartment Latch.....	38
030-1125 Paddle Handle With Hook.....	39
050-1300 Plastic Slam Latch	40

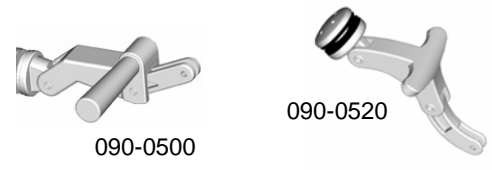


Compression

080-0200 Lever Style Compression Latch	41
080-0400 CompOne™ Compression Latch	42

Over-Center

090-0500 Window Hold-Open.....	43
090-0520 Window Hold-Open.....	43



Pin Type

130-0100 Dual Release Door Hold-Open	44
130-0110 Single Release Door Hold-Open.....	45



Handles Page

Paddle

030-0100 Single Rotor Compartment Latch.....	46
030-0150 Heavy Duty Compartment Latch.....	47
030-0175 Stamped Steel Compartment Latch	48
030-0185 Stamped Steel 2-Point Paddle Handle	49
030-0200 Paddle Handle	50
030-0250 Paddle Handle With Inside Release Lever	50
030-0800 Flush Mounted Paddle Handle	51
030-0825 Flush Mounted Paddle Handle With Inside Release.....	52
030-0850 Flush Mounted Paddle Handle	53
030-0860 Flush Mounted Paddle Handle With Inside Lock Knob .	54
030-0875 Free-Float Flush Mounted Paddle Handle	55
030-0900 Motor Home Entrance Door Hardware With Dead Bolt.	56
030-1000 Motor Home Entrance Door Hardware.....	57
030-1050 Motor Home Entrance Door Hardware With Dead Bolt.	57
030-1100 2-Point Paddle Handle	58
030-1125 Paddle Handle With Hook.....	59

Table of Contents

Handles

Page

Paddle—Cont.

030-1200 Round Paddle Handle	60
030-1300 D-Paddle Handle	62
030-1400 Paddle Handle	63
030-1425 Inside Bezel & Release Lever Assembly.....	64
030-1450 Two-Point Paddle Handle.....	65
030-2000 Two-Point Free Float Baggage Lock.....	66
030-2100 Stamped Steel 2-Point Paddle Handle.....	67
030-2300 Wedge Paddle Handle.....	68
060-0201 Trailer Latch.....	69
060-0251 Trailer Latch With Dead Bolt.....	69
060-0460 EZ Access Baggage Door Lock	70
060-0475 Flush Baggage Door e-LOCK.....	71
060-0600 Motor Home Entrance Door Hardware.....	72
060-0650 Motor Home Entrance Door Hardware With Dead Bolt.	72

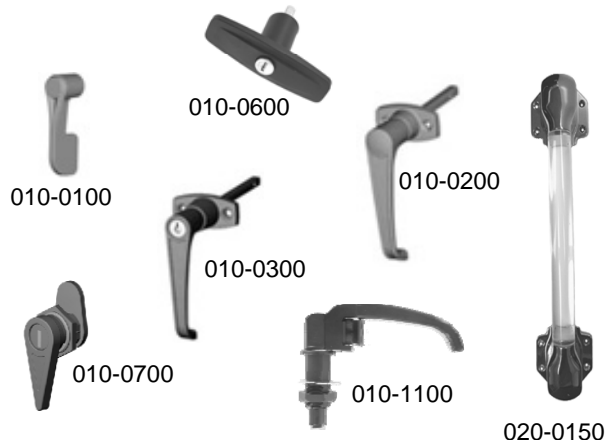


Pull Type

020-0700 Flush Pull Handle	73
020-0800 Surface Mounted Pull Handle.....	74
020-0850 e-LOCKING Pull Handle.....	75
020-1100 Remote Pull Handle.....	76
020-1150 Two-Point Free Float Pull Handle	77

Push Button

040-0100 Push Button Handle.....	78
040-0300 Non-Metallic Push Button Handle	79
040-0600 TriMount Push Button Handle	80
040-0700 Lift and Latch Handle.....	81
040-1400 Push Button Center Control.....	82



Rotating T & L

010-0100 Release Lever	83
010-0200 Non-Locking L-Handle.....	84
010-0300 Locking L-Handle	84
010-0600 Flush Mounted Pop-Up T-Handle.....	86
010-0700 Light Duty Compartment Latch.....	87
010-1100 TriGuard Heavy Duty Rotating Handle.....	88

Grab

020-0150 Grab Handle	89
----------------------------	----


Table of Contents

Linkages

Page

Inside Release

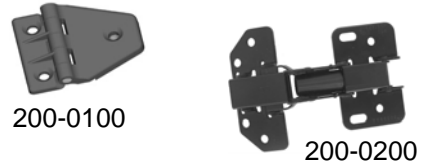
020-0900 Remote Inside Release	90
090-0201 Push Button Linkage	91



Hinges

Page

200-0100 Hinge Assembly—Plastic.....	92
200-0200 Cabinet Hinge	92



Electrical/Electronic

Page

e-ASK System	93
e-ASK Accessories	93

Radio Frequency (RF)

500-1000 e-ASK System	94
500-1100 e-FOB System	95
510-0100 e-ASK I/O Module.....	96
510-0250 e-ASK CAN IO and RF Module	97
530-0100 e-FOB Transmitter.....	98

Keypad

540-0100 e-PAD Keypad.....	99
540-0125 e-PAD With Relays.....	100
540-0200 Lighted Grab Handle With Keypad (e-GRAB).....	101

Actuators

550-0100 Power Lock Actuators.....	102
------------------------------------	-----

Switches

610-0100 Ignition Switch	103
--------------------------------	-----



Door Systems

Page

100-5010 TriGuard Heavy Duty Door Hardware Kit Module V1	104
--	-----

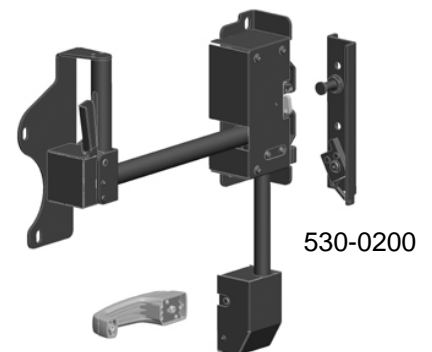
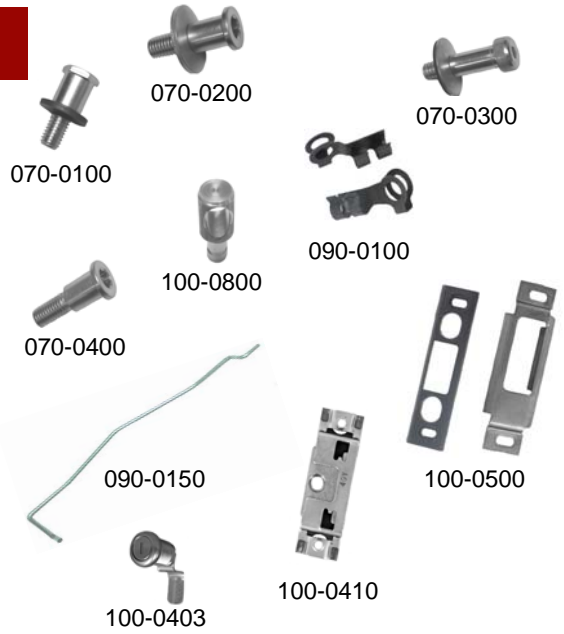


Table of Contents

Accessories	Page
070-0100 .500 (12.7mm) Diameter Striker Bolt.....	105
070-0125 Striker Bolt.....	105
070-0200 .675 (17.1mm) Diameter Striker Bolt.....	106
070-0201 .550 (13.9mm) Diameter Striker Bolt.....	106
070-0300 .375 (9.5mm) Diameter Striker Bolt.....	107
070-0400 12mm Diameter Striker Bolt.....	107
090-0100 Rod Clips.....	108
090-0150 Rods.....	108
100-0200 Mounting Fasteners.....	108
100-0400 Brackets, Spacers & Mounting Plates.....	108
100-0410 Cage Nut.....	109
100-0500 Strike Plates.....	110
100-0800 Rod Collars.....	111
110-0403 Cam Locks.....	111



West Alloy	Page
3240 Caraloc Exterior Assembly.....	113
4014 Caraloc Exterior Assembly.....	113
4140 Exterior Flap Handle Assembly.....	113
4730 Exterior Push Button Handle Assembly.....	114
5150 Exterior Flap Handle Assembly.....	114
9700/9730.....	114
7440 Exterior Push Button Handle Assembly.....	115
8925 /8960.....	115
6018 Door Retainer Catch.....	116
2570/2580 Window Handles.....	116
4700/4720 Interior Rotary Latch Assembly.....	117
4750/4755 Interior Rotary Latch Assembly.....	117
4770 Squeeze Type Interior Latch Variable Handrail Angle.....	118
5050/5055 Interior Rotary Latch Assembly.....	118
5090 Squeeze Type Interior Latch Handrail Positioned Horizontally....	119
5359 Finger Latch Assembly.....	119
7472 Finger Latch Assembly.....	119
7570/7575 Interior Anti-Burst Latch Assembly.....	120
7030/7035/4940/4945/4960/4965 Remote Control Rotary Lock Assy .	121
2499 Aluminum Hinge Assembly.....	122
7810 Hinge Assembly.....	122
4530 Barrel Lock Cover.....	123
4713/4722/4747/4756 Striker Pins.....	123

Misc.	Page
Vico/Patlon Associates.....	124
Index.....	125

050-0100 Two-Rotor Latch

This versatile two-rotor latch is designed for medium to heavy-duty applications for on or off-highway entrance doors, compartments and access panels. It features a variety of trip lever and mounting axles for ease of mounting and applications and is FMVSS 206 compliant.

- Door thicknesses of 1-7/8" (47.6mm) or greater
- Door weights of 50-200 lbs (23-91 kg)
- Door seal pressures of 50-150 lbs (23-68 kg) (suggested for best results)

AVAILABLE:

- In left or right hand configurations (right hand shown)
- With (4) 1/4-20 UNC or M6 X 1 threaded axles
- With trip lever options
- Straddle mount option

INSTALLATION:

- Four 1/4-20 UNC grade 5 or M6 X 1 class 8.8 or better fasteners are required (not included).
- Tighten to the fastener manufacturers' recommended torque value, however, do not exceed 120 in-lbs (13.3 N-m)
- Fastener mounting holes diameter should not exceed .281" (7.1mm)

FINISH:

- Zinc plated, clear chromate steel components



MATERIAL:

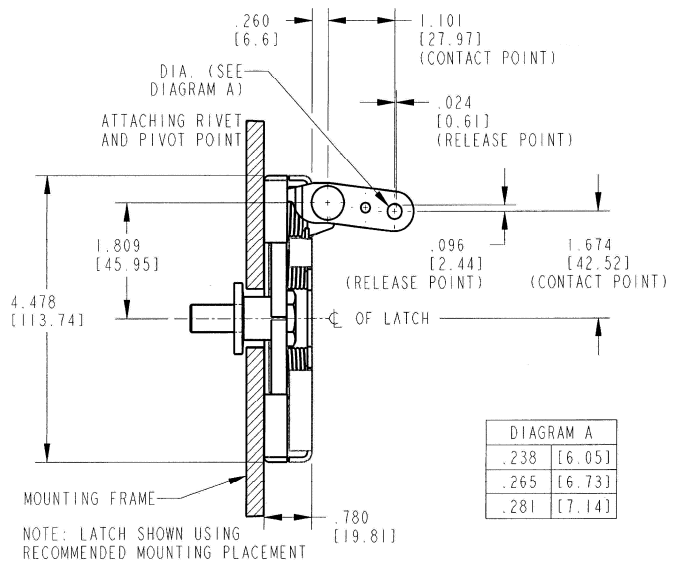
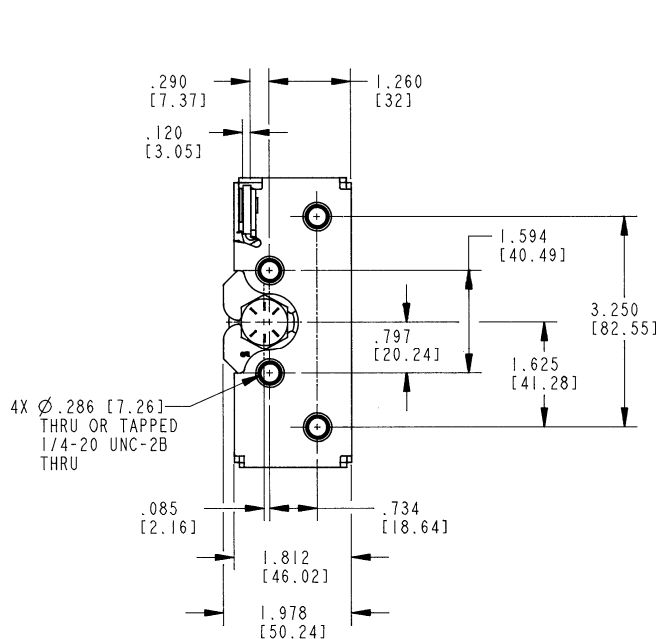
- Internal latch components: heat treated, smooth edge stamped steel
- Case halves: high strength steel
- Springs: non-corrosive stainless steel

INTERNAL LUBRICATION

- Oven-cured dry lubricant is applied at factory on all critical moving parts

NOTE: Two position, double rotor latches comply with FMVSS 206 in primary and secondary latching positions when tested with approved TriMark FMVSS 206 compliant striker bolts in accordance with SAE J839.

For more information visit
www.trimarkcorp.com



Other 050-0100 Two-Rotor Latches

DESIGNED FOR:

- Medium to heavy weight doors for on or off-highway applications
- Applications where it is desirable to have the release mechanism in-line with the latch (050-0103 Two-Rotor Latch 2-Position Intertrip)
- Applications where it is desirable to provide additional support to the trip lever (050-0107 Two-Rotor Latch With Coaxial Trip)
- Applications where it is desirable to have a single position rotary latch (050-0110 Two-Rotor 1-Position Latch)
- Door thicknesses of 1-7/8" or greater (47.6mm)
- Door weights of 50-200 lbs. (23-91kg)
- Door seal pressures of 50-150 lbs. (23-68kg) (suggested for best results)

AVAILABLE:

- In left or right hand configurations
- With (4) 1/4-20 UNC, M6 X 1 threaded axles or .286" (7.3mm) diameter "thru" axles
- With trip lever options
- With a torsion return spring (050-0107)
- Straddle mount option (050-0110)

FINISH:

- Zinc plated, clear chromate steel components

MATERIAL:

- Internal latch components: heat treated, smooth edge stamped steel
- Case halves: high strength steel
- Springs: non-corrosive stainless steel

INTERNAL LUBRICATION:


- Oven-cured dry lubricant is applied at factory on all critical moving parts

INSTALLATION:


- Four 1/4-20 UNC grade 5 or M6 X 1 class 8.8 or better fasteners are required (not included)
- Tighten to the fastener manufacturers' recommended torque value, however, do not exceed 120 in-lbs. (13.3 N-m)
- Fastener mounting holes diameter should not exceed .281 (7.1 mm)

CAUTION: Single position, double rotor latches do not comply with FMVSS 206 requirements.


Latch with 2 position rotors complies with FMVSS 206 in primary and secondary latching positions when tested with approved TriMark FMVSS 206 compliant striker bolts in accordance with SAE J839



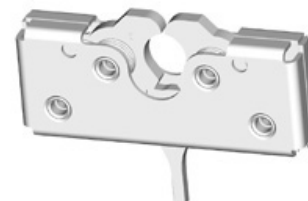
050-0103 Two-Rotor Latch 2-Position Intertrip



050-0107 Two-Rotor Latch With Coaxial Trip



050-0110 Two-Rotor Single-Position Latch



050-0113 Two-Rotor Latch Single Position Intertrip

050-0150 Two-Rotor Latch & Release Linkage

This two-rotor latch is designed for medium to heavy-duty applications for off-highway entrance doors. It features an integrated linkage that allows for direct L-handle actuation and provides for ease of mounting and applications.

DESIGNED FOR:

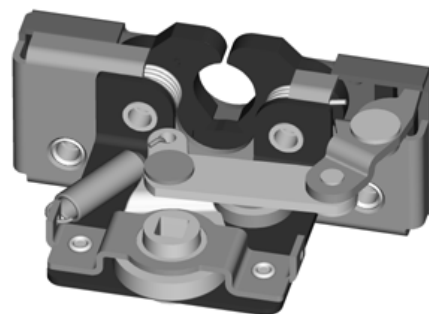
- Door thicknesses of 1-7/8" or greater
- Door weights of 50-200 lbs.
- Door seal pressures of 50-150 lbs. (suggested for best results)

AVAILABLE:

- In left or right hand configurations (right hand shown)
- With drive bar receiver parallel to striker bolt or rotated in 15° increments (as illustrated)

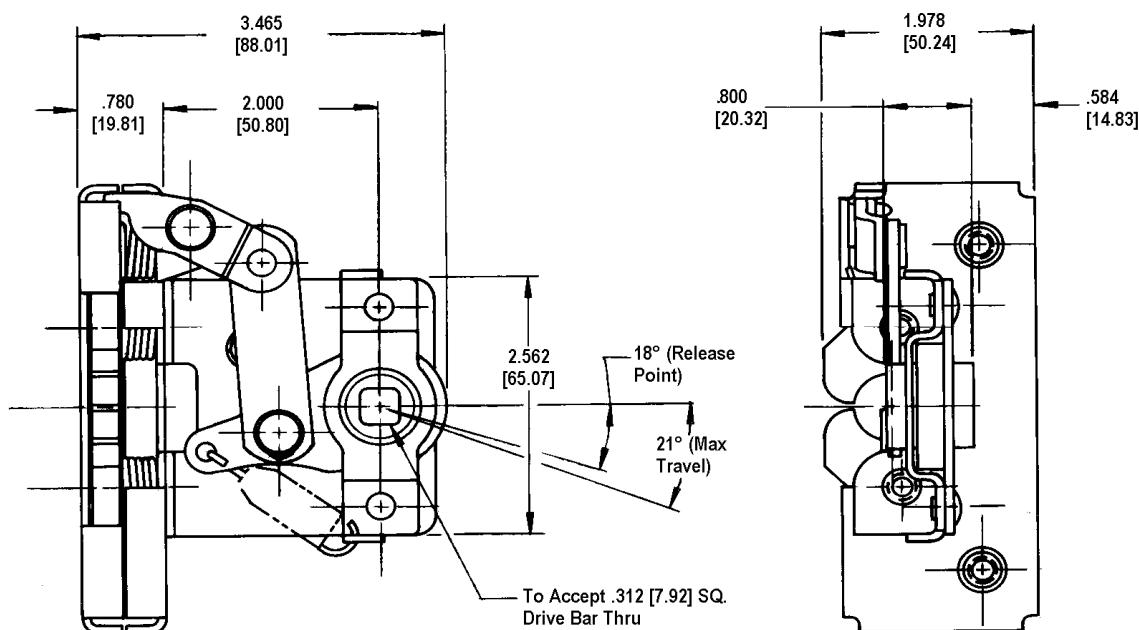
INSTALLATION:

- Four 1/4-20 UNC grade 5 mounting fasteners (not included). Tighten to the fastener manufacturers' recommended torque value, however, do not exceed 120 in-lbs
- Maximum .312 (7.9mm) diameter mounting holes



CAUTION: Linkage does not comply with locking requirements of FMVSS 206.

NOTE: Latch complies with FMVSS 206 in primary and secondary latching positions when tested with approved TriMark striker bolts in accordance with SAE J839.



050-0170 Two-Rotor Latch With Bellcrank Linkage

This two-rotor latch is designed for medium to heavy-duty applications for off highway entrance doors where push button handle actuation is desired. It features an integrated linkage that allows for direct push button actuation and direct inside release and provides for ease of mounting and applications.

DESIGNED FOR:

- Door thicknesses of 1-7/8" (47.6mm) or greater
- Door weights of 50-200 lbs. (23-91 kg)
- Door seal pressures of 50-150 lbs. (23-68 kg) (suggested for best results)

AVAILABLE:

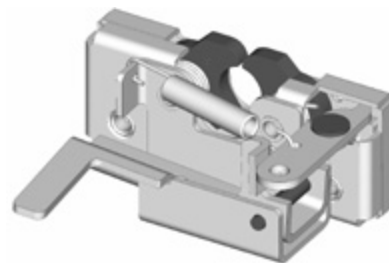
- In left or right hand configurations (left hand shown)
- With (4) 1/4-20 UNC or M6 X 1 threaded axles
- With inside release lever options and trip lever options

INSTALLATION:

- Four 1/4-20 UNC grade 5 or M6 X 1 class 8.8 mounting fasteners (not included).
- Tighten to the fastener manufacturers' recommended torque value, however, do not exceed 120 in-lbs (13.3 N-m)
- Maximum .281 (7.1mm) diameter mounting holes

FINISH:

- Zinc plated, clear chromate steel components



MATERIAL:

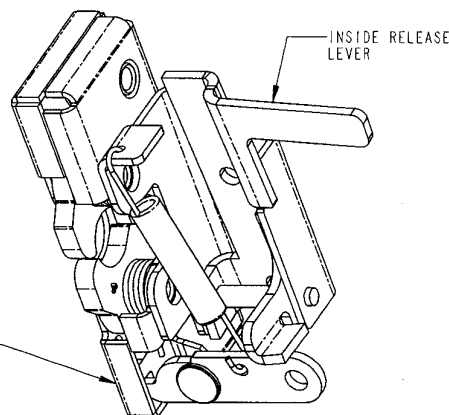
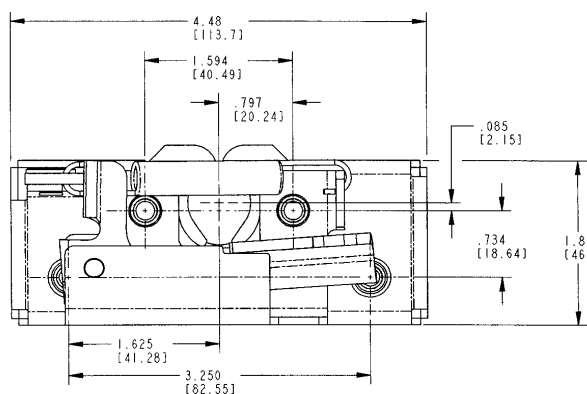
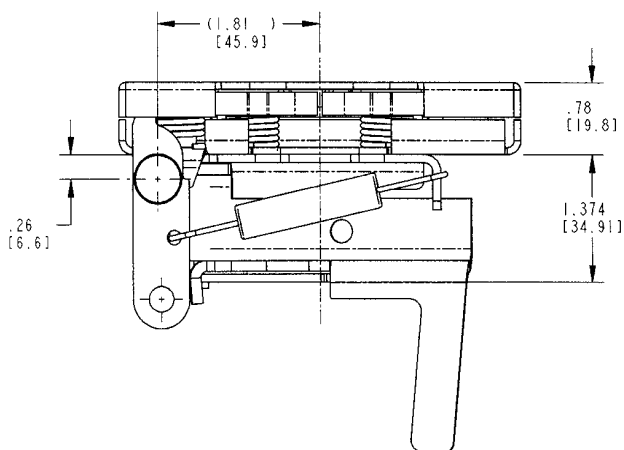
- Internal latch components: heat treated, smooth edge stamped steel
- Case halves: high strength steel
- Springs: non-corrosive stainless steel

INTERNAL LUBRICATION:

- Oven-cured dry lubricant is applied at factory on all critical moving parts

CAUTION: Linkage does not comply with locking requirements of FMVSS 206.

NOTE: Latch complies with FMVSS 206 in primary and secondary latching positions when tested with approved TriMark striker bolts in accordance with SAE J839.



050-0170 SERIES
TWO-ROTOR LATCH
WITH BELLCRANK
LINKAGE

For more information visit
www.trimarkcorp.com

050-0200 Slimline Rotary Latch

This compact single rotor latch is designed for light to medium applications for on or off-highway entrance doors, compartments and access panels. It features a variety of trip levers and mounting axles for ease of mounting and applications and is FMVSS 206 compliant.

- Door weights up to 75 lbs. (37 kg)
- Door seal pressures of 20-25 lbs. (9-11 kg) recommended for best results (not to exceed 50 lbs. [23 kg])
- Visible surface installation or concealed installation

AVAILABLE:


- Left or right hand configurations (left hand shown)
- With standard .265" (6.7mm) diameter "thru" axles as shown, 1/4-20 UNC threaded axles or M6 X 1.0 threaded axles

FINISH:

- Zinc plated, clear chromate steel components
- Stainless steel

MATERIAL:

- Internal latch components: heat treated smooth edge stamped steel
- Springs: non-corrosive stainless steel
- Case halves: high strength steel



INSTALLATION:

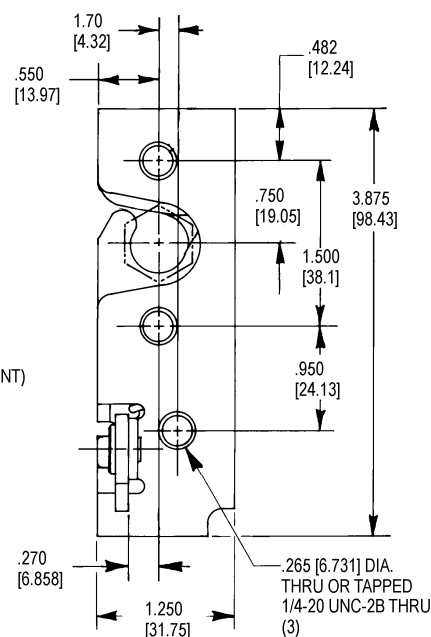
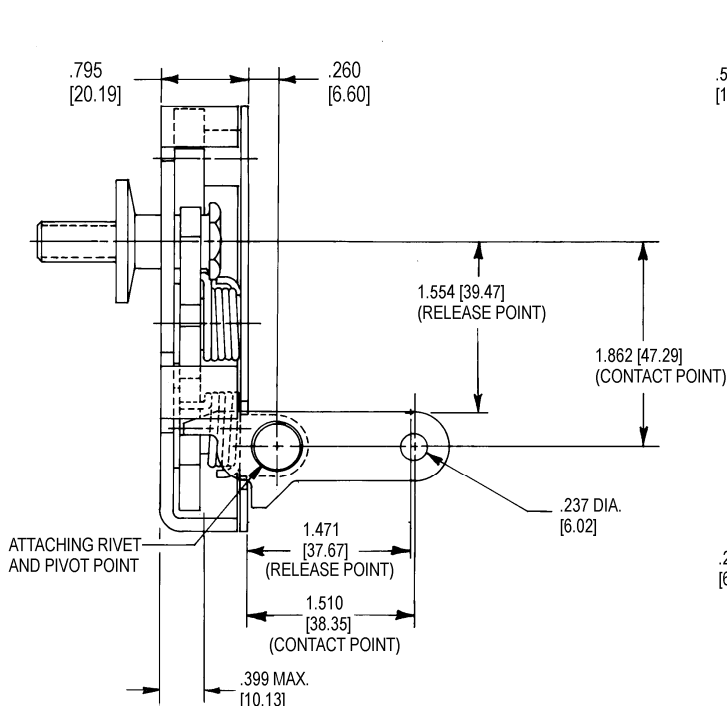
- Three 1/4-20 UNC grade 5-type or M6 X 1 class 8.8 or better fasteners are recommended
- Vertical mounting with support ramp at top is required for proper alignment and subsequent engagement of locking pawl and striker bolt
- Tighten to the fastener manufacturers' recommended torque value, however, do not exceed 120 in-lbs. (13.3 N-m)

INTERNAL LUBRICATION:

- Oven-cured dry lubricant is applied on all critical moving parts

NOTE: Two position rotor latches comply with FMVSS 206 in primary and secondary latching positions when tested with approved TriMark striker bolts in accordance with SAE J839.

**U.S. Patent No. 7,156,430 and
U.S. Patent No. 7,320,488**



Other 050-0200 Slimline Latches

DESIGNED FOR:

- Thinner, light or medium weight door applications requiring resistance to dust and vibration
- Door weights up to 75 lbs. (34 kg)
- Door seal pressures of 20-25 lbs. (9-11 kg) recommended for best results. Not to exceed 50 lbs. (23 kg)
- Visible surface installation or concealed installation
- Applications where it is desirable to have the release mechanism in line with the latch (050-0204)
- Applications where it is desirable to have a single position rotor latch (050-0210)

AVAILABLE:

- Left or right hand configurations
- With standard .265 (6.7mm) diameter "thru" axles as shown, 1/4-20 UNC threaded axles or M6 X 1.0 threaded axles

FINISH:

- Zinc plated, clear chromate steel components

MATERIAL:


- Internal latch components: heat treated smooth edge stamped steel
- Springs: non-corrosive stainless steel
- Case halves: high strength steel

INSTALLATION:


- Three 1/4-20 UNC grade 5-type or M6 X 1 class 8.8 or better fasteners are recommended
- Vertical mounting with support ramp at top is required for proper alignment and subsequent engagement of locking pawl and striker bolt
- Tighten to the fastener manufacturers' recommended torque value, however, do not exceed 120 in-lbs. (13.3 N-m)

INTERNAL LUBRICATION:

- Oven-cured dry lubricant is applied on all critical moving parts



050-0204 Slimline Latch With Inline Trip Lever



050-0210 Slimline Rotary Latch With Single Position

CAUTION: Single position rotary latches do not comply with FMVSS 206 requirements

NOTE: Two position rotary latches complies with FMVSS 206 in primary and secondary latching positions when tested with approved TriMark striker bolts in accordance with SAE J839.

For more information visit
www.trimarkcorp.com

050-0250 Single Rotor Latch & Linkage Assembly

This latch and linkage system is intended for occupant or exit/entry doors for recreational vehicles including motor homes and travel trailers and specialty vehicles including ambulance, fire/rescue and off-highway vehicles (light duty) that require compliance to FMVSS 206 standards. The flexible design allows for internal or external door mounting and provides automotive logic function with remote activating handles.

- Door weights up to 75 lbs. (34 kg)
- Door seal pressures of 20-25 lbs. (9-11 kg) recommended for best results (not to exceed 50 lbs. [23 kg])

AVAILABLE:

- Right or left hand configurations (left hand shown)
- Spacer plate is available to facilitate interior door mounting
- Improved versions are available with increased mechanical advantage that reduce the release efforts at the exterior and interior handles. These versions are retrofits with previous part numbers but may require connecting rod revisions, due to the increased length of the linkage and slightly revised rod connections points.

FINISH:

- Zinc plated clear chromate steel components

MATERIAL:

- Internal latch components: heat treated, smooth edge stamped steel
- Springs: non-corrosive stainless steel
- Case halves: high strength steel



Latch shown with optional state sensing. State sensing option adds an electrical switch to the latch to sense the door open and door closed state.

INSTALLATION:

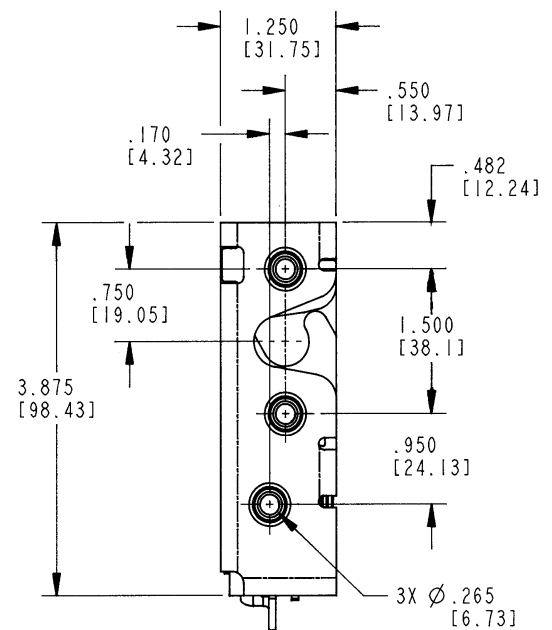
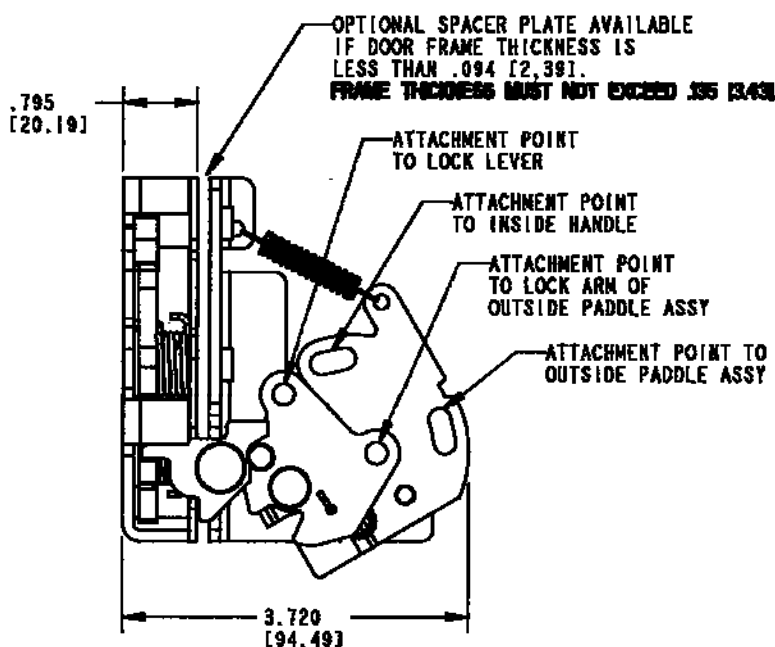
- Can be mounted inside or outside of door edge
- Three 1/4-20 UNC grade 5-type or better fasteners are recommended (not included). Tighten to the manufacturers' recommended torque value, however, do not exceed 120 in-lbs (13.3 N-m)

INTERNAL LUBRICATION:

- Oven-cured dry lubricant is applied on all critical moving parts

NOTE: Latch and linkage complies with FMVSS 206 when tested with approved TriMark Striker Bolts in accordance with SAE J839.

**U.S. Patent No. 7,156,430 and
U.S. Patent No. 7,320,488**



050-0275 Slimline Cargo Latch

This compact single rotor latch is designed for light duty applications for on-road utility cargo doors. This latch is not designed to comply with FMVSS 206 requirements.

- Thinner, light weight door applications
- Door weights up to 75 lbs. (34 kg)
- Door seal pressures of 20-25 lbs. (9-11 kg) recommended for best results
- Non FMVSS 206 applications

FEATURES/BENEFITS:

- Compact size allows for more head clearance in a cargo door application
- The case design allows the latch to be mounted closer to the door top and bottom edge for non-protruding striker details
- Allows for use with a hoop type striker (not available at this time — please inquire)

AVAILABLE:

- Left or right hand configurations (left hand shown)
- With 1/4-20 axles as shown or (optional) .265 "thru" axles or M6 X 1.0 threaded axles
- Other actuation levers are available — please inquire

MATERIAL:

- Internal latch components: heat treated, smooth edge stamped steel
- Springs: non-corrosive stainless steel
- Case halves: high strength steel



FINISH:

- Zinc plated, clear chromate steel components
- Stainless steel springs

INSTALLATION:

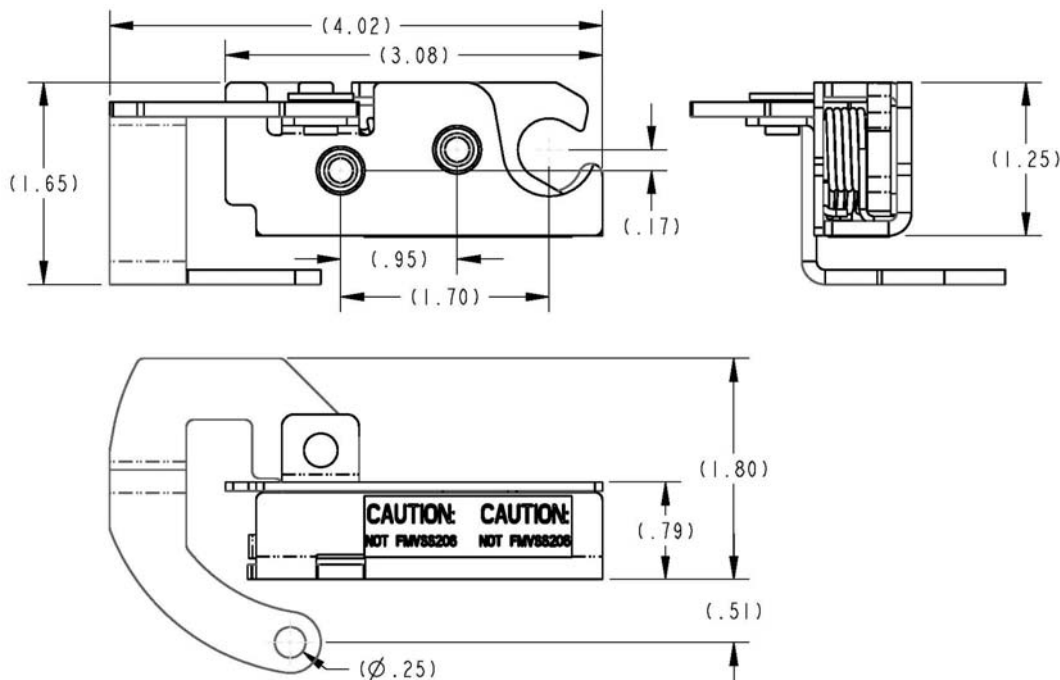
- Two 1/4-20 UNC or M6 X 1 fasteners are recommended
- Tighten to the fastener manufacturers' recommended torque value, however, do not exceed 120 in-lbs. (13.3 N-m)

INTERNAL LUBRICATION:

- Oven-cured dry lubricant is applied on all critical moving parts

CAUTION: Latch does not comply with FMVSS 206 requirements

For more information visit
www.trimarkcorp.com



050-0300 Single Rotor Latch

This compact single rotor latch is designed for light to medium applications for on or off-highway compartment doors and access panels. It features a single or two-position compact rotary and is available in a variety of trip levers and mounting axles for ease of mounting applications

- Most storage, compartment and access doors
- Windows
- Any application where finger or remote release is desired

MATERIAL:

- Strike, rotor and rotor catch: heat treated, smooth edge stamped steel
- Case halves: zinc plated, mild steel components

AVAILABLE:

- Latch is non-handed, but trip lever handing is available
- With (2) 1/4-20 UNC or M6 X 1.0 threaded axles or .265 (6.7mm) diameter "thru" axles



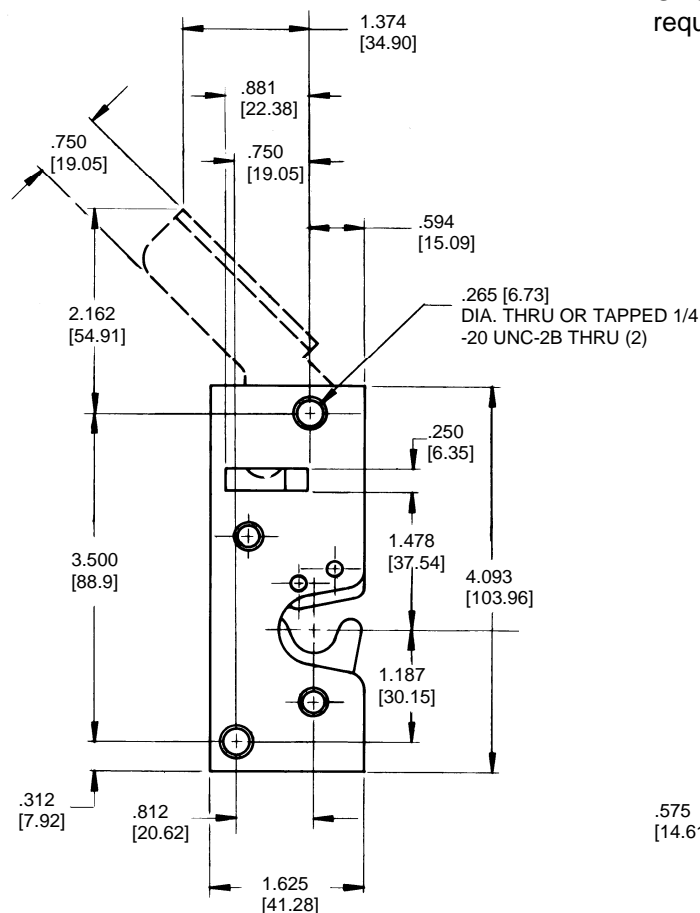
INSTALLATION:

- Two 1/4-20 UNC grade 5-type or M6 X 1.0 class 8.8 or better fasteners are required fasteners (not included)
- Tighten to fastener manufacturers' recommended torque value, however, do not exceed 120 in-lbs. (13.3 N-m)

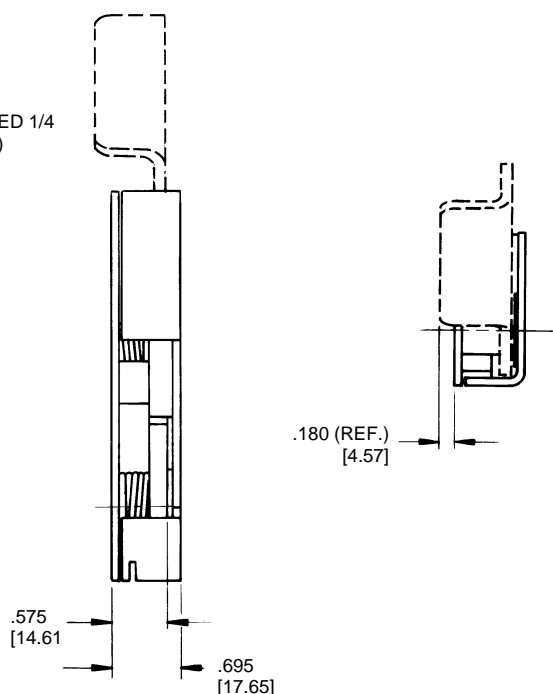
INTERNAL LUBRICATION:

- Oven-cured dry lubricant is applied to catch and rotor

CAUTION: Latch does not meet FMVSS 206 load requirements.



For more information visit
www.trimarkcorp.com



050-0400 Floating Striker Single Rotor Latch

This robust single rotor latch is designed for medium to heavy-duty applications for on or off highway entrance doors, compartments and access panels. It features a vertical clearance rotor for high vibration applications and is available in a variety of trip levers and mounting axles for ease of mounting and applications and is FMVSS 206 compliant.

- Door thicknesses of 1-7/8" (47.6mm) or greater
- Door weights of 50-200 lbs. (23-91 kg)
- Door seal pressures of up to 150 lbs. (68 kg) (< 50 lbs. (23 kg) suggested for best results)
- Visible surface installation or concealed inside installation

FEATURES/BENEFITS:


- Allows for $\pm .143$ (3.63) strike travel from .789
- Ideal for applications with high vibration loading and where controlled travel between the latch and strike is characteristic of the application
- Single-position rotary style latching

FINISH:

- Zinc plated, clear chromate steel components

MATERIAL:

- Internal latch components: heat treated, smooth edge stamped steel
- Case halves: high strength steel
- Springs: non-corrosive stainless steel



INSTALLATION:

- Four 1/4-20 UNC grade 5 or M6 X 1 class 8.8-type fasteners are required (not included)
- Tighten to the fastener manufacturers' recommended torque value, however, do not exceed 120 in-lbs. (13 N-m)
- Fastener mounting holes diameter should not exceed .281 (7.1mm)

AVAILABLE:

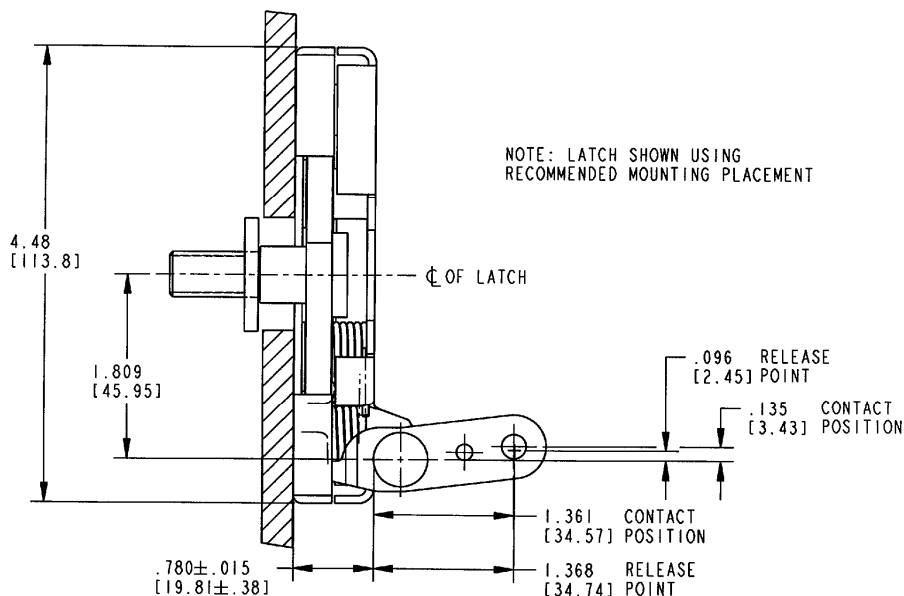
- In left or right hand configurations (right hand shown)
- With (4) 1/4-20 UNC, M6 X 1 threaded axles or .286 (7.3mm) through axles
- With trip lever options

INTERNAL LUBRICATION:

- Oven-cured dry lubricant is applied at factory on all critical moving parts

NOTE: Complies with FMVSS 206 in primary and secondary latching positions when tested with approved TriMark FMVSS 206 compliant striker bolts in accordance with SAE J839.

For more information visit
www.trimarkcorp.com



050-0410 Floating Striker Single Rotor Latch-Single Position

This single rotor latch is a sub-platform to the proven 050-0400 series latch and is designed for medium to heavy-duty applications for on or off-highway compartments and access panels where it is desirable to have a single position latch

- Applications requiring resistance to vibration
- Door thicknesses of 1-7/8" or greater
- Door weights of 50-200 lbs.
- Door seal pressures of up to 150 lbs. (< 50 lbs. suggested for best results)
- Visible surface installation or concealed inside installation

FEATURES/BENEFITS:


- Allows for $\pm .143$ (3.63) strike travel from .789 (19.91) locating dimension
- Ideal for applications with high vibration loading and where controlled travel between the latch and strike is characteristic of the application
- Single position rotary style latching action

FINISH:

- Zinc plated, clear chromate steel components

MATERIAL:

- Internal latch components: heat treated, smooth edge stamped steel
- Case halves: high strength steel
- Springs: non-corrosive stainless steel



INSTALLATION:

- Four 1/4-20 UNC grade 5 or M6 X 1 class 8.8-type fasteners are required (not included).
- Tighten to the fastener manufacturers' recommended torque value, however, do not exceed 120 in-lbs. (13 N-m)
- Fastener mounting holes diameter should not exceed .281 (7.1 mm)

AVAILABLE:

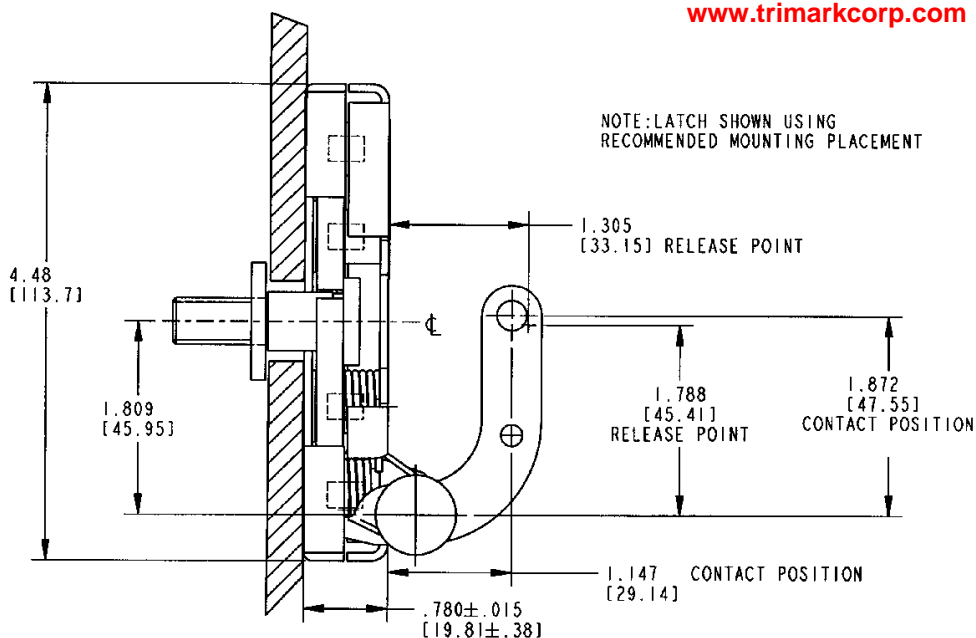
- In left or right hand configurations (right hand shown)
- With (4) 1/4-20 UNC, M6 x 1 threaded axles or .286 through axles
- With trip lever options

INTERNAL LUBRICATION:

- Oven-cured dry lubricant is applied at factory on all critical moving parts

CAUTION: Latch does not comply with FMVSS 206 requirements.

For more information visit
www.trimarkcorp.com



050-0500 Single Rotor Mini-Latch

Designed for small compartment and access doors where low cost slam action latching is desired. It features a single or two-position compact rotary and is available in a variety of trip levers and mounting axles for ease of mounting and applications

- Pickup box lids and cross bed tool boxes
- Light weight door applications
- RV baggage doors
- Door closing forces of 15-20 lbs. (6.8-9 kg) recommended for best results (not to exceed 50 lbs. [23 kg])
- Release efforts are approximately proportional to door closing forces

FEATURES/BENEFITS:

- Compact size
- Low cost
- Single position rotary style latching action
- Double position also available

AVAILABLE:

- Right and left hand configurations (left hand shown)
- With 1/4-20 UNC threaded axles
- Base mount
- With rod collars attached

MATERIAL:

- Internal latch components and case halves: high-strength steel
- Springs: non-corrosive stainless steel



FINISH:

- Zinc plated, clear chromate
- Stainless steel

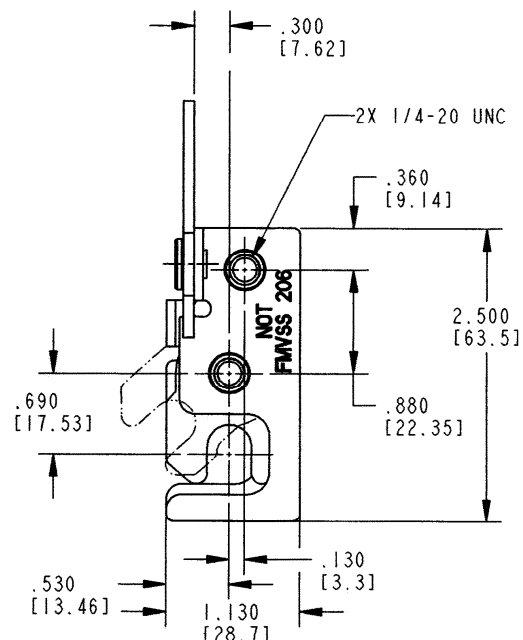
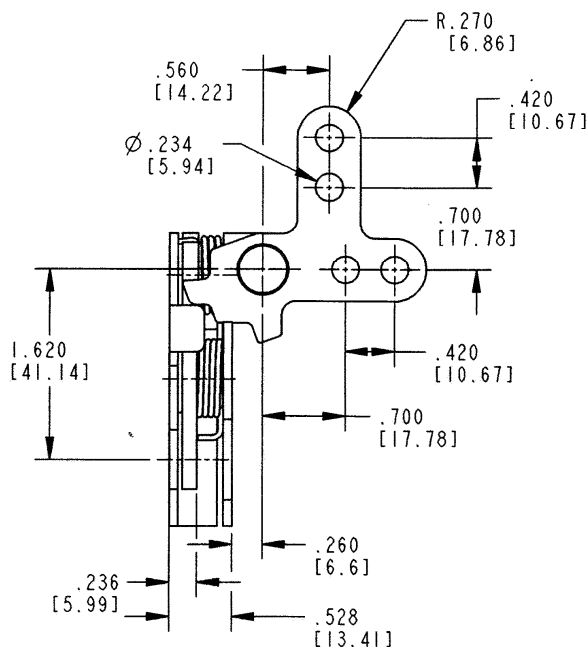
INSTALLATION:

- Two 1/4-20 UNC mounting fasteners (not included)
- Custom mounting brackets and release levers upon request
- Tighten to the manufacturers' recommended torque value, however, do not exceed 100 in-lbs. (11.2 N-m)

NOTE: Rod collars are not intended or recommended for use in applications that require FMVSS 206 compliance or applications that have heavy or extreme striker bolt loads (> 25 lbs. / 11 kg) and/or high to extreme usage (> 100,000 door cycles/life).

CAUTION: Latch does not comply with FMVSS 206 requirements.

For more information visit
www.trimarkcorp.com



050-0600 Single Rotor Compartment Latch

This new latch is intended for storage and compartment doors for off-road vehicles including agricultural and construction equipment. The robust construction and compact size at a very cost effective price make it a great choice for light to medium duty compartment door applications.

- Access panels and hoods for off-highway vehicle applications
- Applications where it is desirable to have a single rotor latch that offers robust construction and compact size for a very cost effective price

FEATURES/BENEFITS:

- Compact size
- Use with 12mm diameter striker or standard bar stock
- Mounts with (2) M8 X 1.25 fasteners (not included)
- Threaded axle version provides ease of installation

The following drawings show standard versions of the 050-0600 and do not depict all of the configurations available. Please refer to the website for additional information.



AVAILABLE:

- Right or left hand configurations (left hand shown)
- Single or two position rotary style latching function
- Several standard release actuators are available

INSTALLATION:

- Installed with (2) M8 X 1.25 bolts (not included)
- Tighten to the manufacturers' recommended torque value, however, do not exceed 22.2 N-m (180 in-lbs)

FINISH:

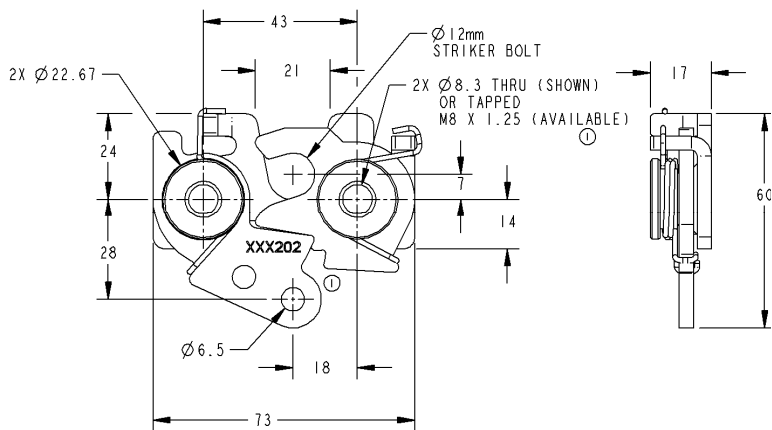
- Zinc plated, clear chromate steel components

MATERIAL:

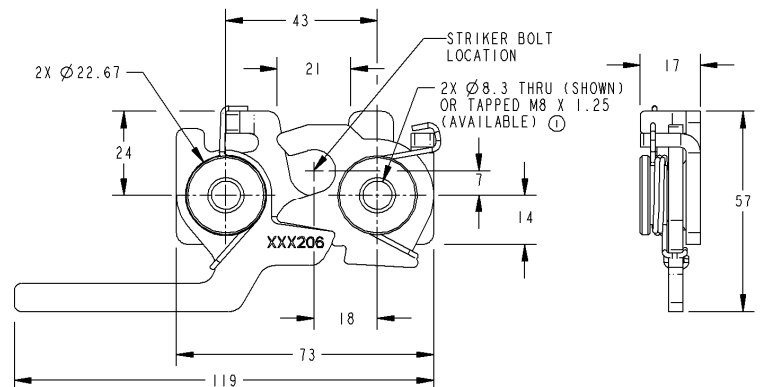
- Case and actuator: high strength steel
- Springs: non-corrosive stainless steel

CAUTION: Latch does not comply with FMVSS 206 requirements

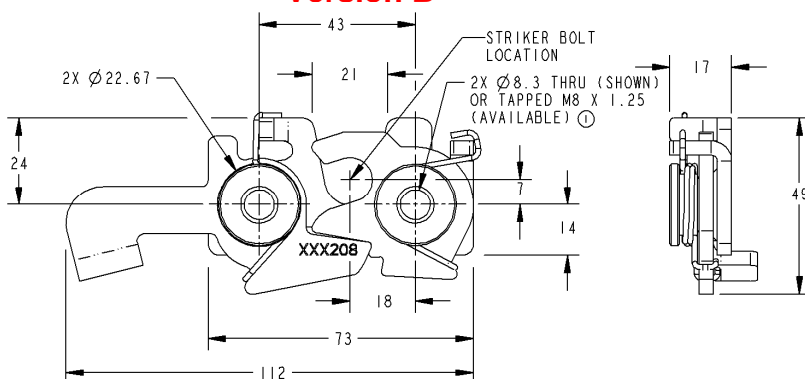
Version A



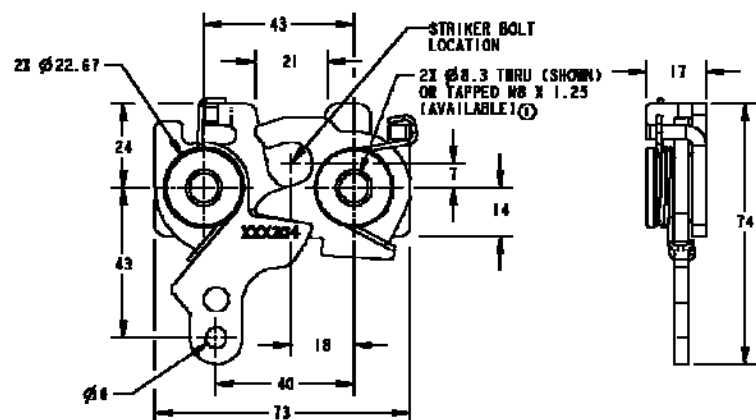
Version C



Version B



Version D



Latches:
Single-Rotor

22

050-0700 12mm Single Rotor Latch

This compact single rotor latch is designed for use on light to medium duty operator and compartment doors for on- or off-highway applications. There are a number of variants allowing it to interface with TriMark's range of external and internal methods of activation for application flexibility.

- Operator and compartment door applications for on and off-highway vehicles
- Light to medium duty doors up to 25 kg (55 lbs.) with door seal pressures no greater than 20 kg (44 lbs.)
- 12mm diameter striker bolt

FEATURES/BENEFITS:

- Compact size and shape; allows maximum visibility and use of door space
- Four standard variants; provides application flexibility
- Black finish reduces the need for secondary painting or covers

MATERIAL:

- Rotor: Heat treated steel
- Case halves: High strength steel
- Springs: Non-corrosive stainless steel
- Inside release knob: Black PVC plastic
- Push button bellcrank: Die cast zinc alloy

FINISH:

- Zinc plated steel components with black chromate



INSTALLATION:

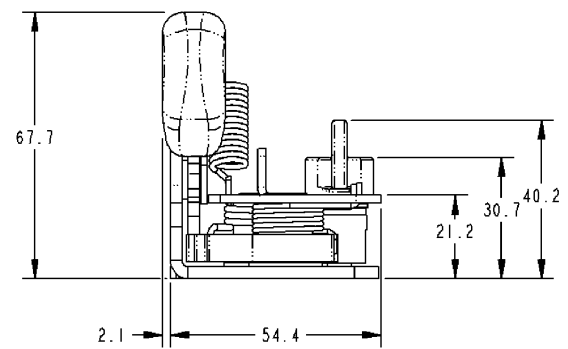
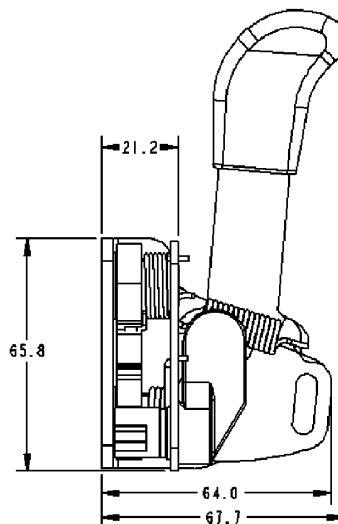
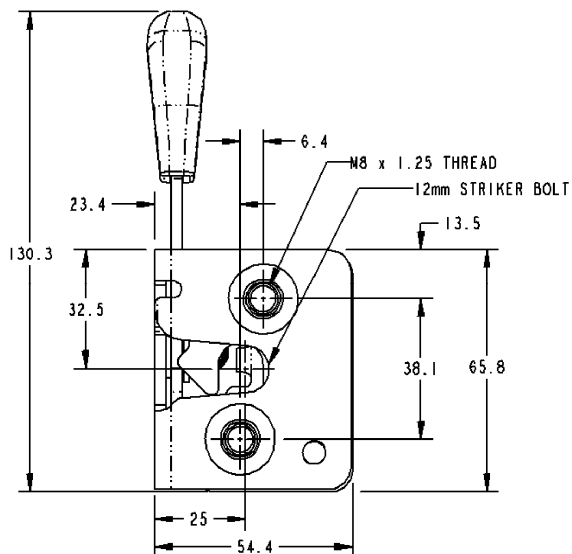
- M8 x 1.25 threaded axle; provides ease of installation (Tighten to the fastener manufacturer's recommended torque value)

AVAILABLE:

- Versions are available to allow direct or remote actuation from exterior handles and interior release
- Standard left and right hand versions; allows use in either orientation (right hand shown)
- Standard M8 X 1.25 threaded axles as shown or 8.4mm diameter "thru" axles

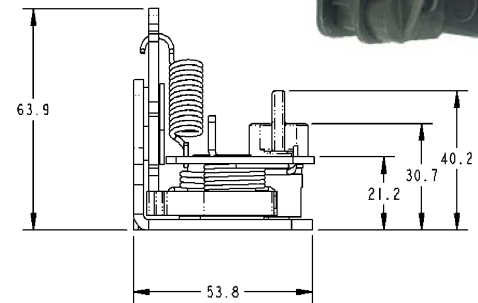
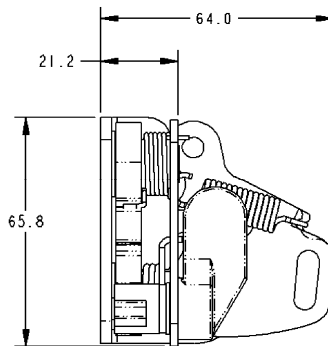
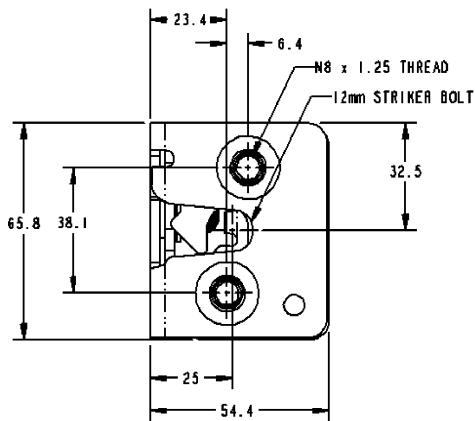
CAUTION: Latch does not comply with FMVSS 206 requirements

For more information visit
www.trimarkcorp.com



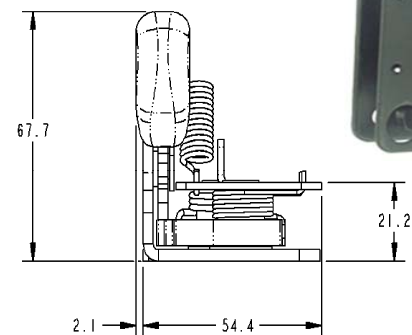
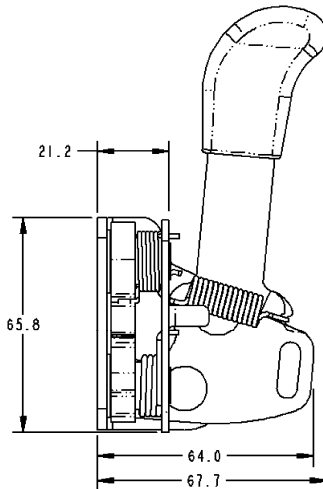
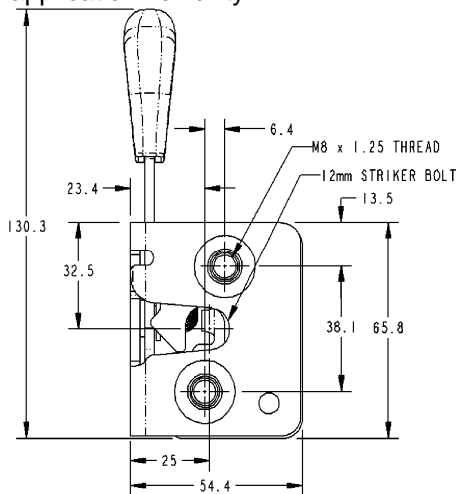
050-0710 Direct Push Button / Remote Inside Release

The 050-0710 version features an integrated bellcrank for direct push button handle release and a separate remote inside release for application flexibility.



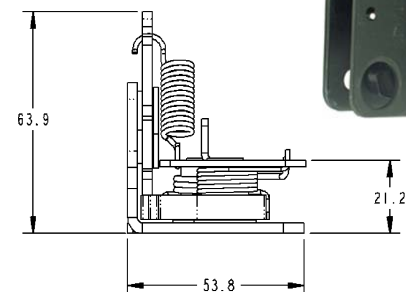
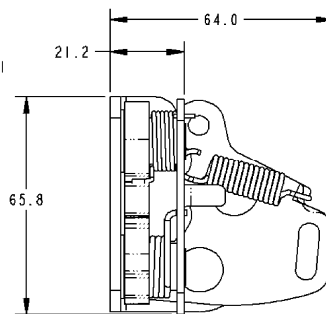
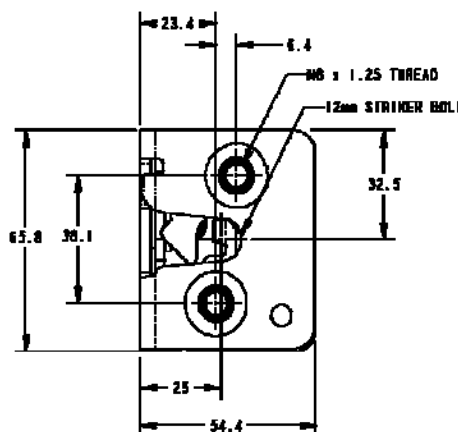
050-0750 Remote Exterior / On-Latch Inside Release

The 050-0750 version features an on-latch inside release lever with provision for remote exterior release for application flexibility.



050-0760 Remote Exterior / Remote Inside Release

The 050-0760 version features a single actuator that provides remote inside and exterior release for the ultimate in simplicity and application flexibility.



050-0810 Single Rotor Latch Logic

This new latch system is intended for occupant or exit/entry doors for specialty vehicles including ambulance, fire/rescue and off-highway vehicles (light duty) that require compliance to FMVSS 206 standards. The flexible design allows for internal or external door mounting and provides automotive logic function with remote activating handles.


- Applications where it is desirable to have the ability to electronically lock the door
- Medium to heavy weight door applications
- Door weights up to 150 lbs. (68 kg) maximum
- Door seal pressures of 25-50 lbs. (11-23 kg) recommended for best results

FEATURES/BENEFITS:

- Provides automotive locking logic function
- Mounts in doors requiring latch location remote from activating handles
- Latch and logic has a no lock-out detail that will not allow you to lock the door unless it is closed. This eliminates the possibility of inadvertently locking the keys in the vehicle.
- The logic provides an over-ride function that automatically unlocks the door when the inside door handle is operated. This feature provides egress without having to manually unlock the door before operating the handle.

AVAILABLE:

- Right or left hand configurations (right hand shown)
- With (4) 1/4-20 UNC or M6 X 1 threaded axles
- Linkage rods available for your specific applications



FINISH:

- Zinc plated clear chromate steel components
- Linkage components are Nitrotec® treated for wear resistance

MATERIAL:

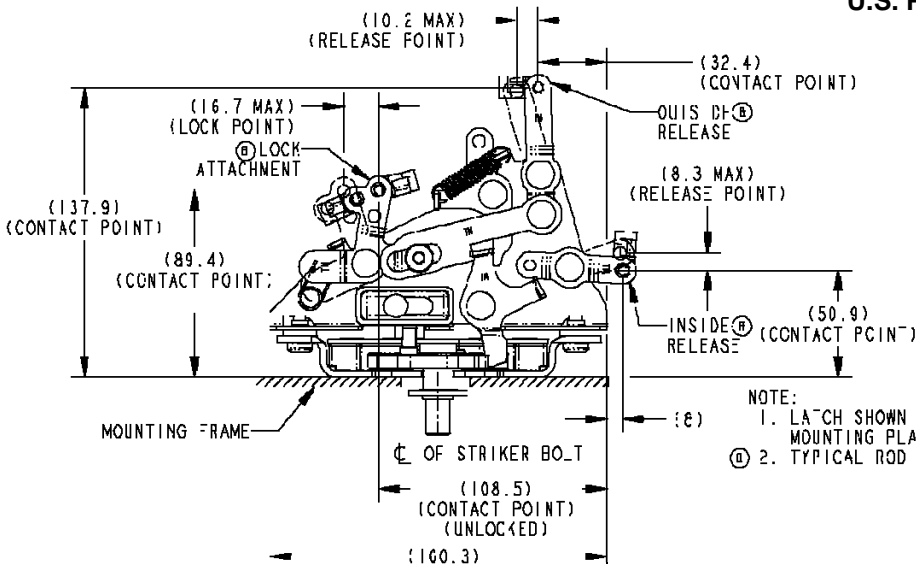
- Plastic encapsulated metal rotor and catch reduces friction and deadens the door closing sound
- Springs: non-corrosive stainless steel
- Case halves: high strength steel

INSTALLATION:

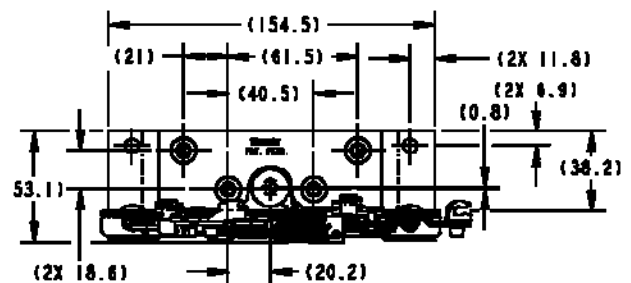
- Can be mounted inside or outside of door edge
- Four 1/4-20 UNC grade 5 or M6 X 1 class 8.8 or better fasteners are recommended (not included)
- Tighten to the manufacturers' recommended torque value, however, do not exceed 72 in-lbs. (8 N-m)

NOTE: Latch and linkage complies with FMVSS 206 when tested with approved TriMark striker bolts in accordance with SAE J839.

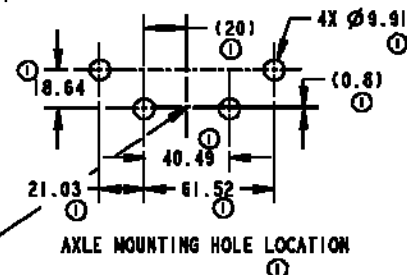
**U.S. Patent No. 6,494,506 and
U.S. Patent No. 6,695,361**



NOTE:
1. LATCH SHOWN USING RECOMMENDED MOUNTING PLACEMENT.
2. TYPICAL ROD Ø TO BE .168.



LOCATION OF STRIKER BOLT FOR CUSTOMER REFERENCE.



050-0850 TriGuard Heavy Duty Latch Module With Slam Cam

This heavy duty latch module is designed for medium to heavy-duty armored vehicle entrance and rear door applications. It features a proven single rotor latch design and high strength 8 gauge (4.2mm) front mounting plate with flange mounting

- Medium to heavy duty doors of 23-91 kg (50-200 lbs.) with door seal pressures of 23-60 kg (50-150 lbs.)

FEATURES/BENEFITS:

- Heavy duty modular construction — survives in punishing environment
- Can be used on retrofit, up-armour applications or new surface mount vehicle construction
- Heavy duty latch/striker provides rotor/cam assist to heavy doors/armour, hinges and compensates for door sag

AVAILABLE:

- Right or left hand configurations (right hand shown)
- Replaceable striker alignment lift blocks
- Custom configured release levers
- Striker with self-aligning “slam clam”

FINISH:

- Zinc plated, clear chromate steel components



MATERIAL:

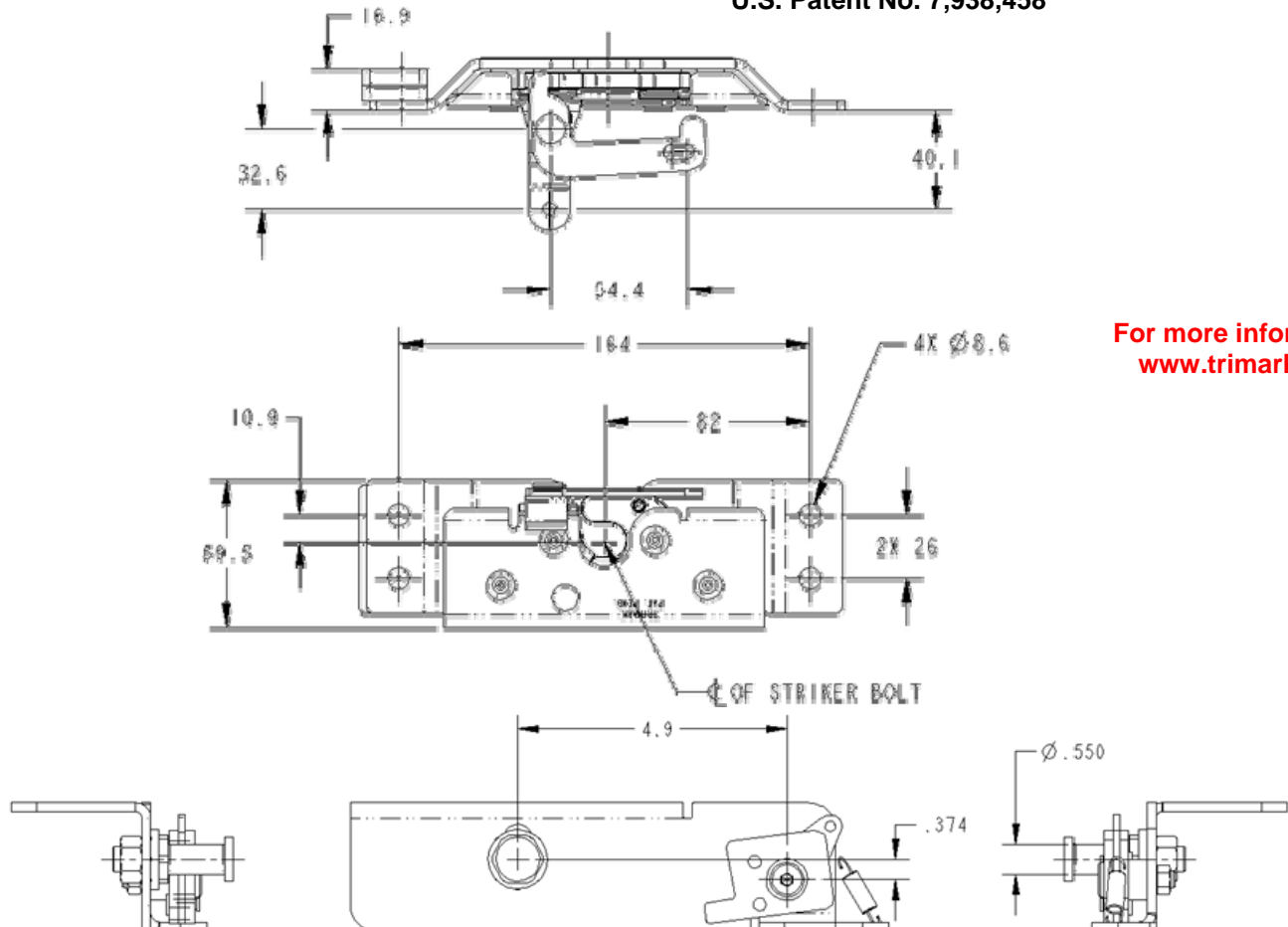
- Case halves are high strength steel
- Springs are non-corrosive stainless steel

INSTALLATION:

- Four M8 X 1.25 class 8.8 or better fasteners are recommended (not included)
- Tighten to the manufacturers' recommended torque value

NOTE: Latch complies with FMVSS206 when tested with approved TriMark Striker Bolts in accordance with SAE J839

U.S. Patent No. 7,938,458



For more information visit
www.trimarkcorp.com

050-1100 6mm Single Rotor Latch

This robust automotive style single rotor latch is designed for medium to heavy-duty applications for on or off-highway entrance doors, compartments and access panels. It features a hybrid rotor and catch alleviating high operational efforts by eliminating metal to metal contact. The modular design allows ease of interface with TriMark's range of external and internal methods of actuation for application flexibility.

- Operator and compartment door applications
- Interior door thickness of 44mm (1.73 in.) or greater
- Medium to heavy duty doors of 23-91kg (50-200 lbs.) with door seal pressures of 23-60kg (50-150 lbs.)
- 6mm diameter striker loop

FEATURES/BENEFITS:

- Rotor provides for vertical clearance of strike allowing for door sag, misalignment and ease of installation
- Compact size and shape; allows maximum use of door space and minimizes visibility issues
- Modular case design provides for multiple latch actuation direction and locations for application flexibility

AVAILABLE:

- Versions are available to allow direct or remote actuation from exterior handles and interior releases
- Platform allows for reuse of existing actuation trip levers (050-0100)
- Multiple actuation directions and locations
- Standard 8.4mm diameter through axles or optional M8 X 1.25 threaded axles



MATERIAL:

- Metal/plastic composite rotor reduces friction and deadens the door closing sound
- Case halves: High strength steel
- Spring: Non-corrosive stainless steel

FINISH:

- Zinc plated, clear chromate steel components

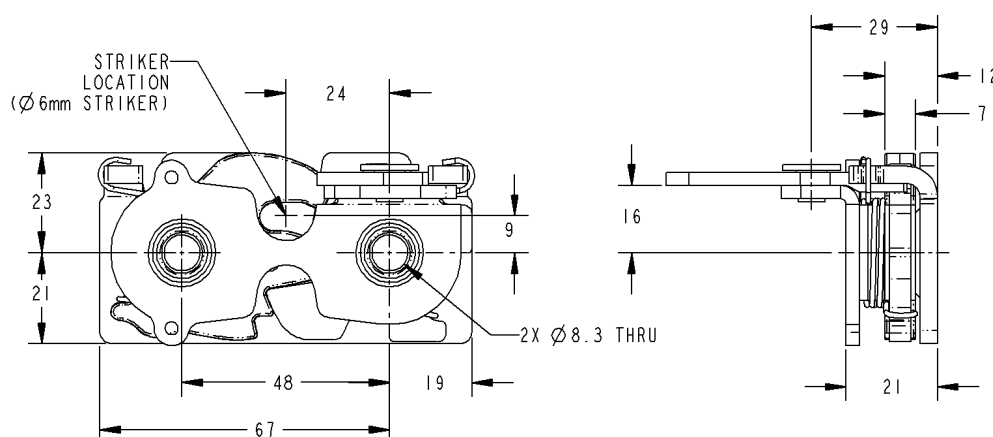
INSTALLATION:

- Easy to install, mounts with (2) M8 X 1.25 or 5/16 fasteners (not included)
- Tighten to the manufacturers' recommended torque value, however, do not exceed 22.2 N-m (180 in-lbs.)

CAUTION: Latch does not comply with FMVSS 206 requirements

Patent Pending

For more information visit
www.trimarkcorp.com



050-1200 Single Rotor Panel Latch

This product is designed for light to medium duty compartment doors, access panels and hoods for off-highway vehicle applications. The single rotor latch offers robust construction and compact size for a very cost effective price.

- Applications where it is desirable to have a single rotor latch that offers robust construction and compact size for a very cost effective price

FEATURES/BENEFITS:

- Compact size
- Use with 8mm diameter striker or standard bar stock
- Mounts with (2) M8 fasteners (not included)

AVAILABLE:

- Single handed configuration
- Single position rotary style latching function
- Direct or remote release actuators available
- Direct actuation - via hex drive 13mm A/F with slot
- Remote actuation - via 4.5mm diameter hole on catch

INSTALLATION:

- Installed with (2) M8 fasteners (not included)
- Tighten to the manufacturers' recommended torque value
- Dual mounting faces



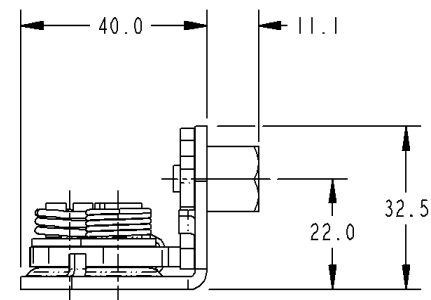
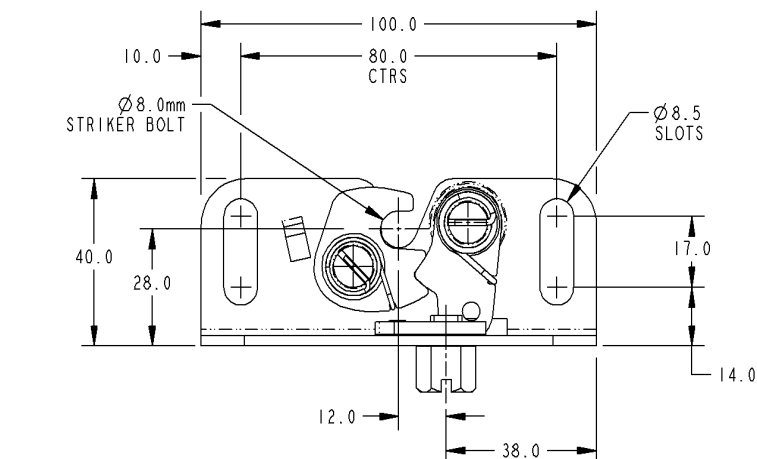
FINISH:

- Zinc plated, clear chromate steel components

MATERIAL:

- Actuator: stainless steel
- Springs: non-corrosive stainless steel
- Rotor and catch: hardened carbon steel

CAUTION: Latch does not comply with FMVSS 206 requirements



For more information visit
www.trimarkcorp.com

050-1600 TriGuard Heavy Duty Single Rotor Latch

This heavy duty latch is designed for medium to heavy-duty vehicle entrance and rear door applications. It features a proven single rotor latch design, high strength 8 gauge (4.2mm) front mounting plate and robust straddle mount release lever. The slim design mounts into 2.00" (50.8mm) doors and retrofits competitive single rotor wedge style rotary latches


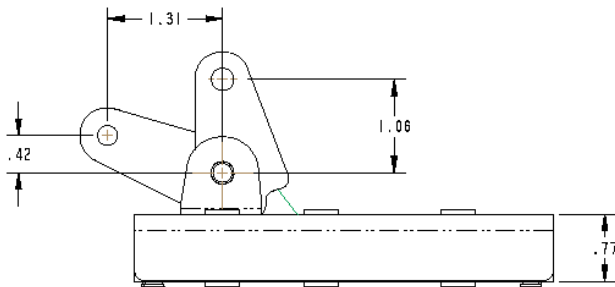
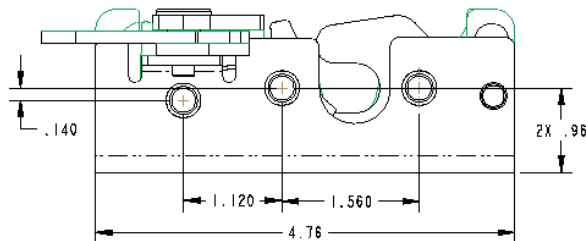
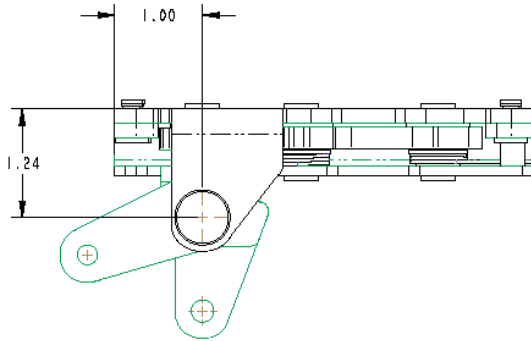
- Medium to heavy duty doors of 23-91 kg (50-200 lbs.) with door seal pressures of 23-60 kg (50-150 lbs.)

FEATURES/BENEFITS:

- Heavy duty modular construction — survives in punishing environments
- Can be used on retrofit or new surface mount vehicle construction
- .550 (13.9mm) diameter striker bolt

AVAILABLE:

- Right or left hand configurations (left hand shown)
- Custom configured release levers
- Other mount options (please inquire)
- Heavy duty latch/striker provides rotor/cam assist to heavy doors, hinges, and compensates for door sag



MATERIAL:

- Case halves: High strength steel
- Springs: Non-corrosive stainless steel
- Rotor and catch: Heat treated high strength steel with dry lube coating

FINISH:

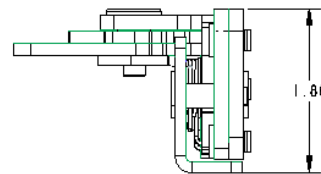
- Standard: RoHS compliant zinc plated, clear chromate steel components
- Optional: Powder coated or CARC finish in custom colors

INSTALLATION:

- Three M8 x 1.25 class 8.8 or 5/16-18 UNC grade 8 or better fasteners are recommended (not included)
- Tighten to the manufacturers' recommended torque value

Latch complies with FMVSS206 when tested with approved TriMark Striker Bolts in accordance with SAE J839

Patent Pending



For more information visit
www.trimarkcorp.com

060-0100 Plunger Bolt

This latch was designed for lightweight compartment and access doors for on or off-highway equipment where low cost slam action latching with L handle actuation is desired. It features a robust steel plunger bolt for durability and a base mount that allows for ease of installation

FEATURES/BENEFITS:

- Minimal door seal pressures
- Easily installed using your choice of mounting fasteners (not included)
- Slotted mounting holes for easy adjustment (mounting surface must be completely flat)

AVAILABLE:

- In left or right-handed configurations (right-hand shown)
- 90° or 20° orientation of 5/16" square drive bar opening



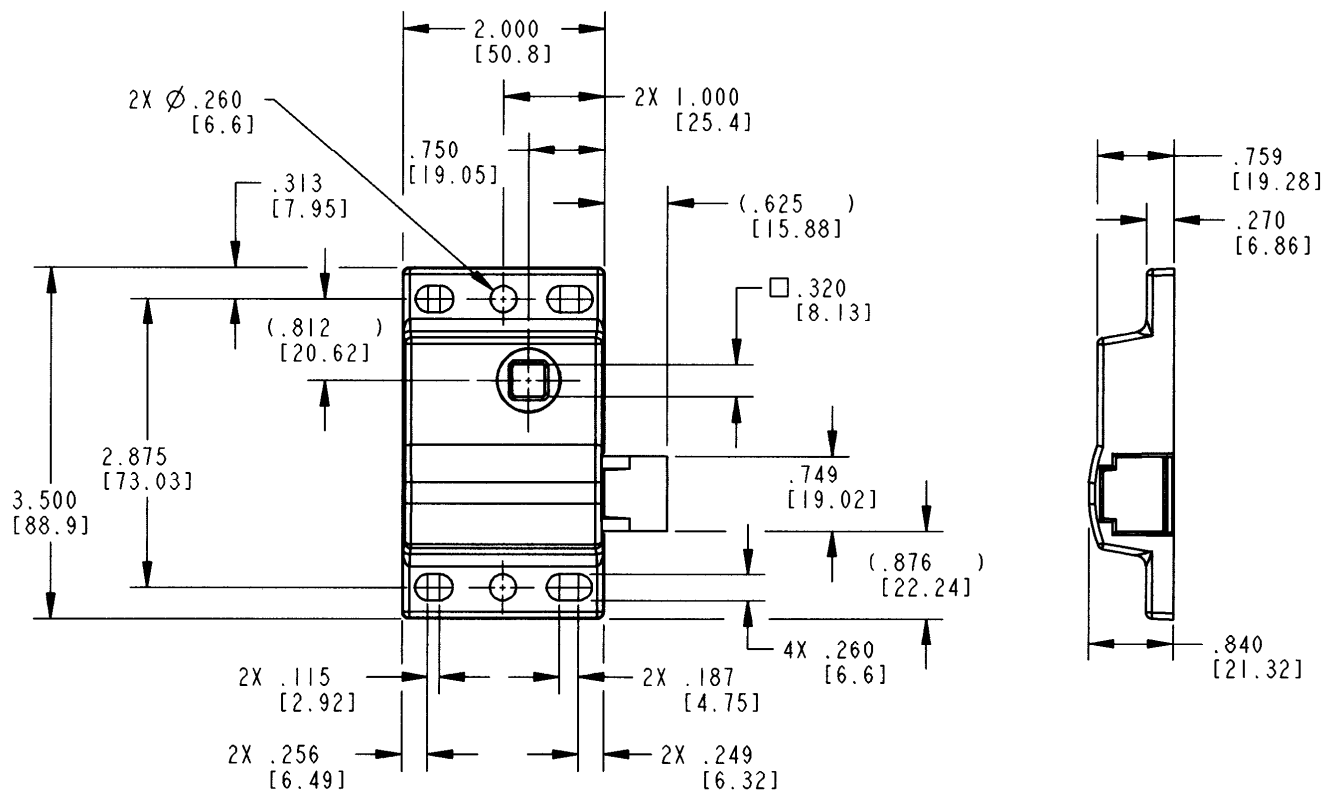
FINISH:

- Mill--unplated
- Zinc plated
- Black powder coated

MATERIAL:

- Housing: die cast zinc alloy
- Plunger bolt: powder metal/steel
- Back plate: zinc plated steel

For more information visit
www.trimarkcorp.com



060-0500 Plunger Bolt

This latch was designed for small compartment and access doors where low cost slam action latching is desired. It features a plastic plunger bolt for ease of closing/opening and is available with rod collars and a direct release knob for installation and ease of use.

FEATURES/BENEFITS:

- Unique, economical, single piece cover design
- .625" (15.87mm) allowable travel
- Low operating efforts
- Corrosion resistant
- Slotted mounted holes for ease of installation
- Precision placed mounting holes allow pre-drilling of holes in mating parts
- Optional inside release feature
- Non-metallic plunger bolt
- Optional collar and setscrew for easy rod attachment and adjustment

FINISH:

- Cover and link - zinc plated with clear chromate conversion coating
- Collar - clear chromate dip

MATERIAL:

- Cover and link: cold rolled steel
- Plunger bolt: black nylon
- Collar: zinc die cast alloy



INSTALLATION:

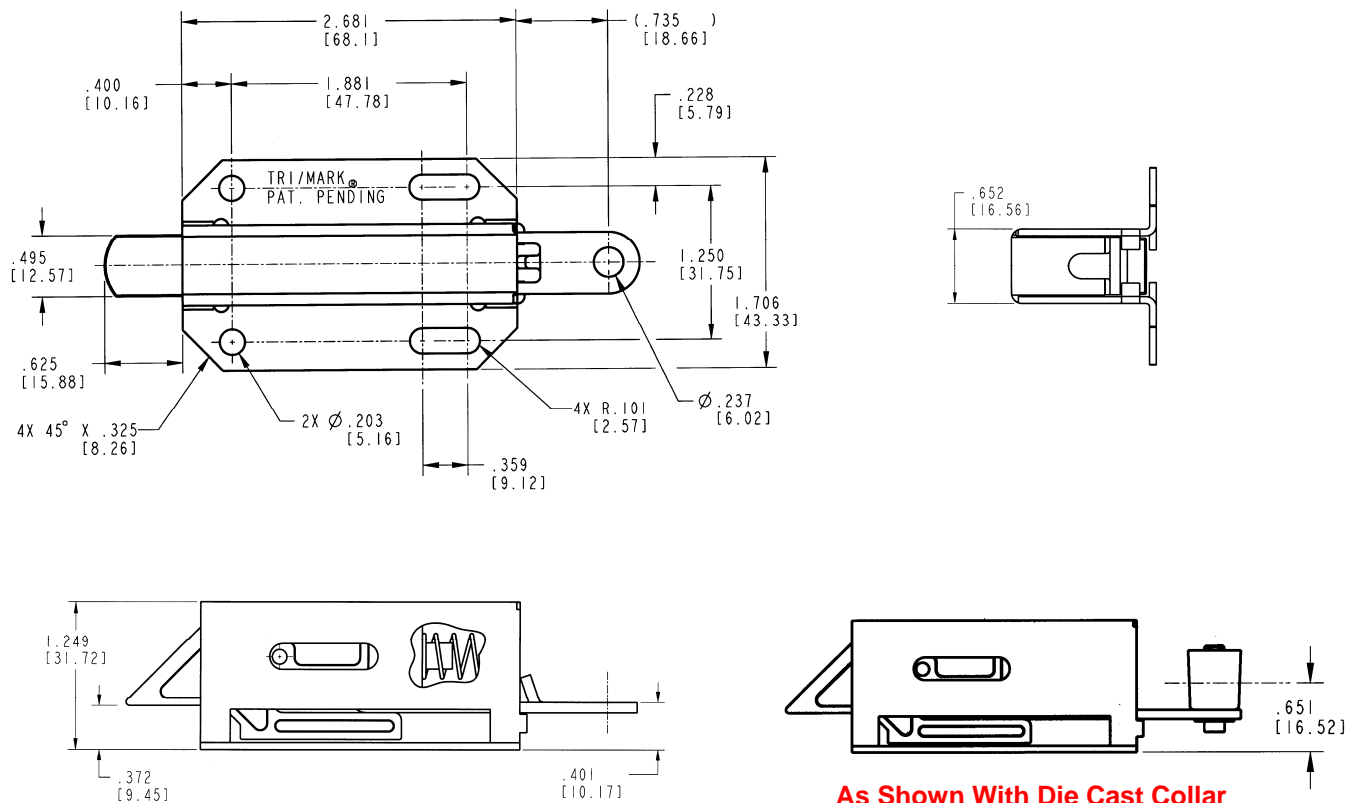
- Recommended use of #10-24 or #10-32 type D, F, G, or T thread cutting, self-threading screws (not included)

AVAILABLE:

- With or without collar and setscrew as shown below (please inquire)
- Operated with cables or rods
- Custom rods up to .219 diameter (5.4mm)
- Optional nose configurations available (requires tooling)

NOTE: Rod collars are not intended or recommended for use in applications that require FMVSS 206 compliance or applications that have heavy or extreme striker bolt loads (> 25 lbs. / 11 kg) and/or high to extreme usage (> 100,000 door cycles/life).

U.S. Patent No. 5,360,355



060-0900 Plunger Bolt

This latch was designed for small compartment and access doors where low cost slam action latching is desired. It features a plastic plunger bolt for ease of closing/opening and a flange mount that allows for internal door mounting (recessed).

FEATURES/BENEFITS:

- .500" (12.7mm) allowable travel
- Low operating efforts
- Corrosion resistant
- Non-metallic plunger bolt
- Flange mount allows for internal door mounting (recessed)

FINISH:

- Black painted finish



MATERIAL:

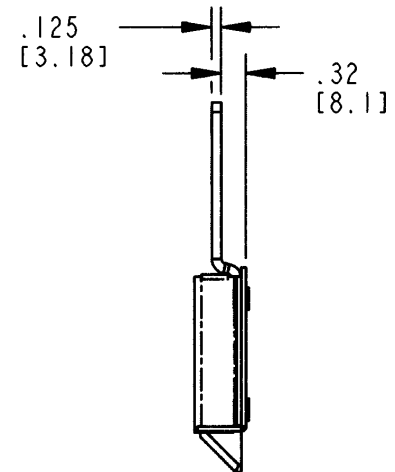
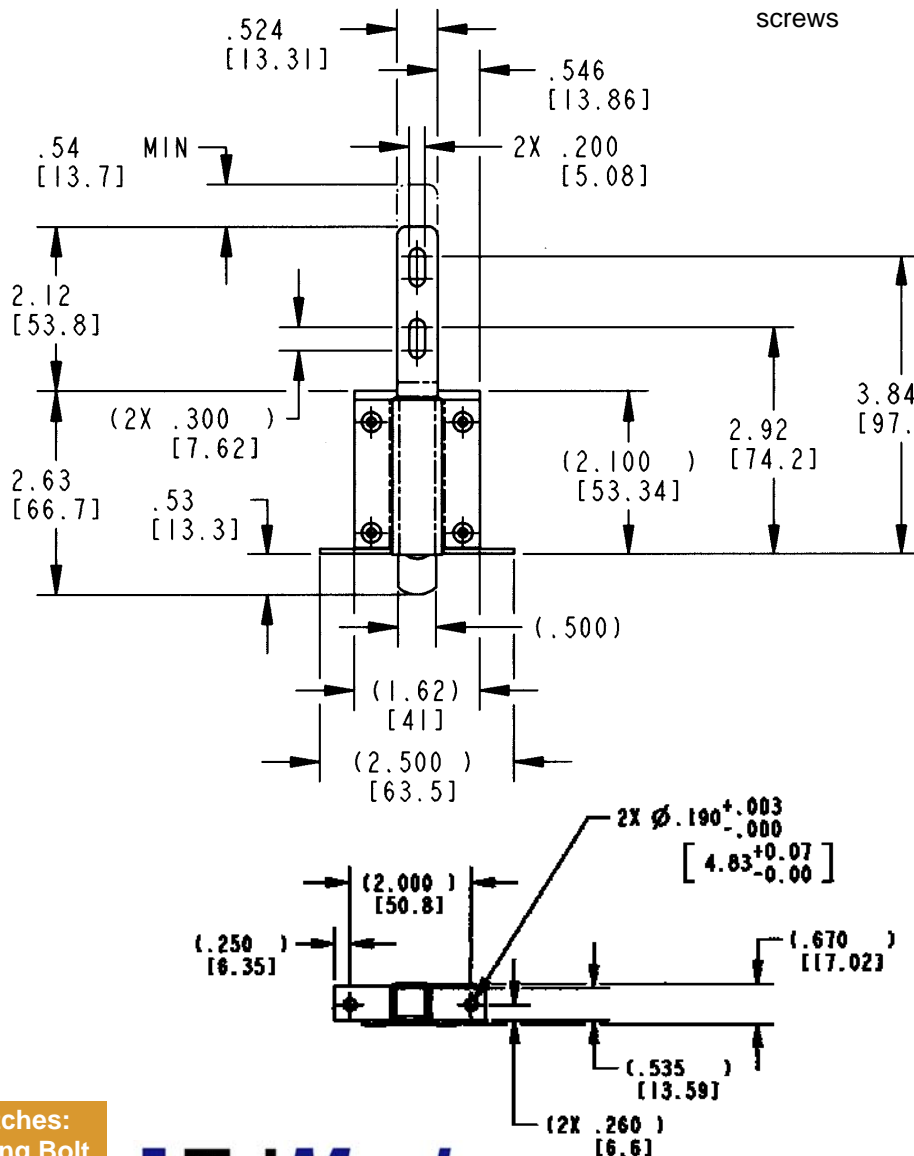
- Base, cover, slide: cold rolled steel
- Spring: stainless steel
- Plunger: nylon

AVAILABLE:

- Custom rods up to .188 diameter (4.5mm)

INSTALLATION:

- Recommended use of (2) 3/16 diameter (4.5mm) pop rivets or #12 type AB, B or BP steel thread forming screws



For more information visit
www.trimarkcorp.com

060-0901 Low Profile Plunger Bolt

This latch was designed for small compartment and access doors where low cost slam action latching is desired. It features a robust steel plunger bolt for durability and a base mount that allows for ease of installation.

- Light duty baggage doors
- Door weights up to 30 lbs. (13.6 kg)
- Door seal load up to 15 lbs. (6.8 kg)

FEATURES/BENEFITS:

- Plunger bolt retraction is independent of link
- .500" (12.7mm) allowable travel
- Low operating efforts
- Corrosion resistant
- Slotted mounting holes for ease of installation

FINISH:


- Cover, link, plunger bolt - zinc plated with clear chromate conversion coating

MATERIAL:


- Cover and link: cold rolled steel or 304 stainless steel
- Plunger bolt: powder metal
- Spring and base plate: stainless steel

INSTALLATION:

- Recommended use of 1/4-20 or M6 type fasteners



Standard Plunger Orientation

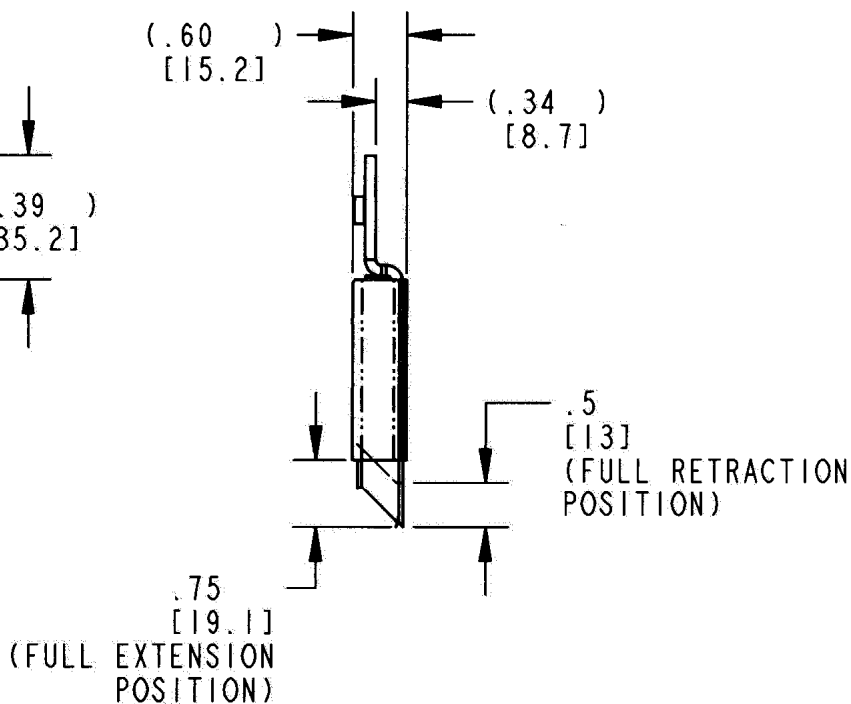
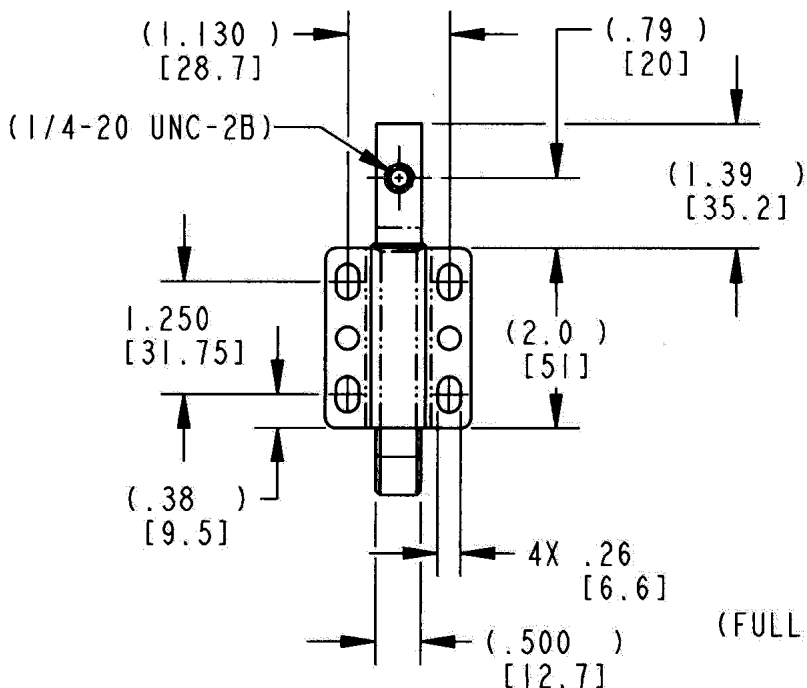


Reverse Plunger Orientation

AVAILABLE:

- Reverse plunger for inward swinging doors (please inquire)

CAUTION: Does not meet FMVSS206 requirements.



060-1200 RV Screen Door Latch

This product is designed for securing of screen doors for RV motor homes and travel trailers. It features sturdy die cast zinc construction for years of trouble free use.

FEATURES/BENEFITS:

- Dual function -- latch secures the screen door to the exterior door as well as the door jamb
- Allows for one hand operation with positive slam action latching function
- Low profile design will work with a wide variety of doors

AVAILABLE:

- Right hand and left hand versions (right hand shown)
- Door latch and strike are included for a total system solution

INSTALLATION:

- Easy to install with (6) #8 fasteners (included)



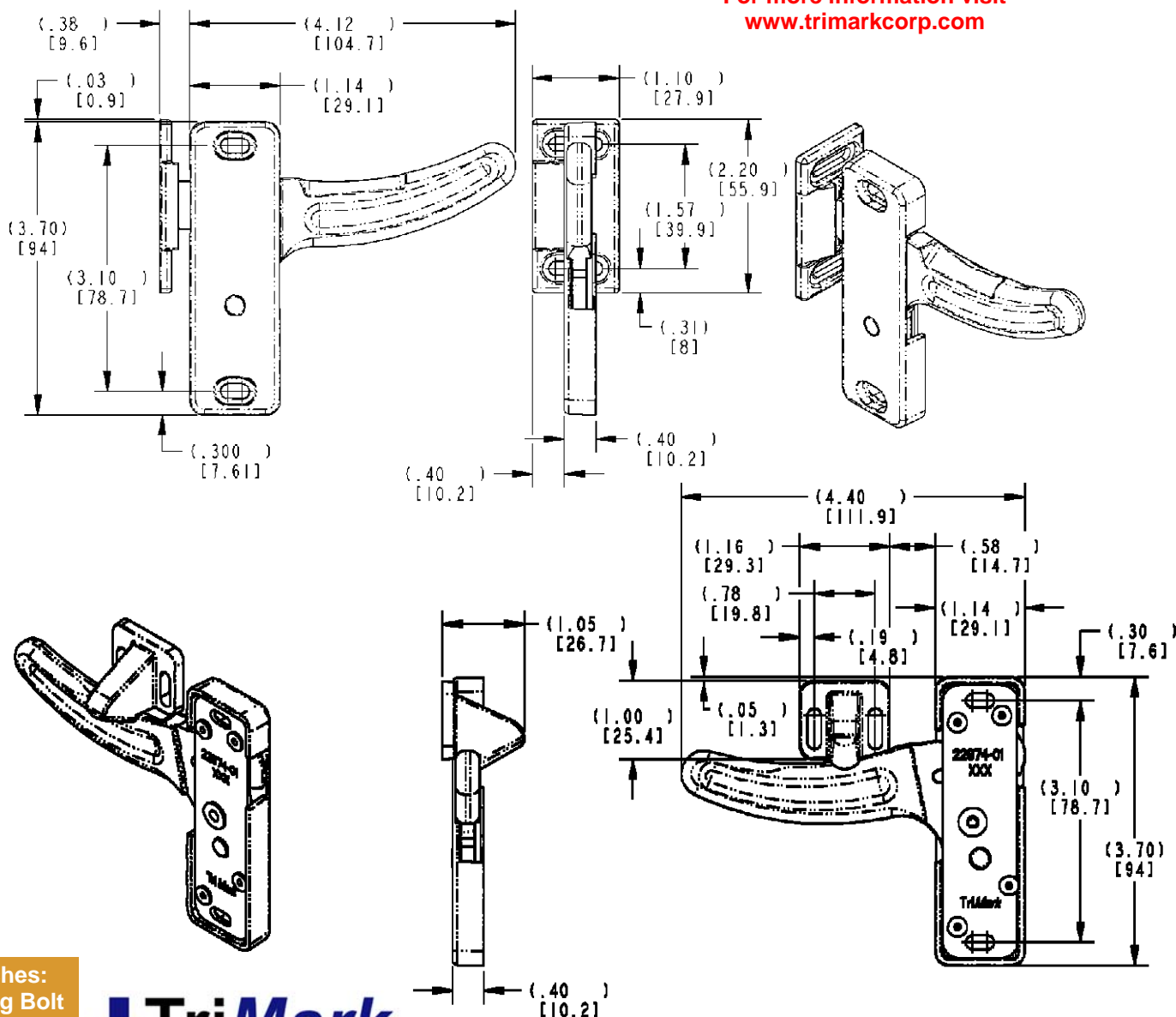
MATERIAL:

- Sturdy die cast zinc alloy
- Non-corrosive stainless steel spring
- Door strike and keeper—engineered plastic

FINISH:

- Black powder coated

For more information visit
www.trimarkcorp.com



060-1300 Flush Mount Security Lock

This redesigned security lock is intended for recreational vehicle entrance doors including motor homes and travel trailers where it is advantageous to use a remote mounted security lock. It features a serviceable KeyOne™ Plus lock cylinder and provides for easier installation.

- Entrance door applications in travel trailers and motor homes with thicknesses of 1-1/2" (38.1mm) to 2-1/2" (63.5mm)

FEATURES/BENEFITS:

- Can be mounted on either hollow or solid core door on travel trailers and motor homes
- Universal round design allows for use on left or right hand doors
- Dead bolt locks into the fully extended position for true dead bolt functioning
- Adaptable to powerlock actuation
- KeyOne™ Plus lock allows for serviceable lock cylinder

AVAILABLE:

- Keyed random with 100 key codes
- Standard 5-1/2" (139.7mm) backset
- Lock can be keyed to match other TriMark door products with KeyOne™ Plus for a single-key system, keyed alike or provided non-locking



INSTALLATION:

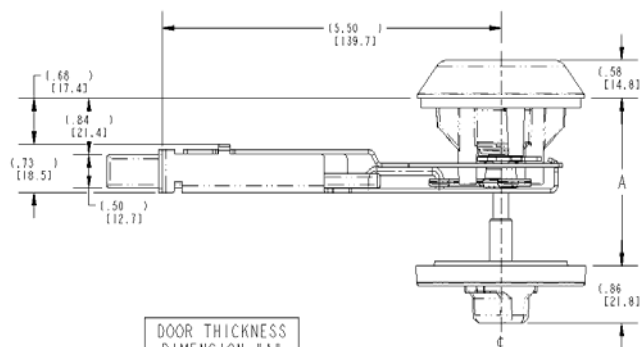
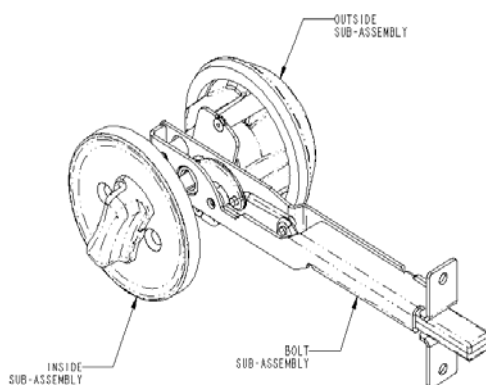
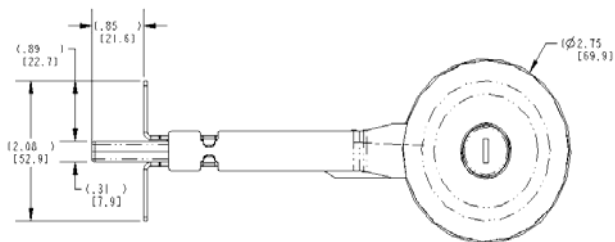
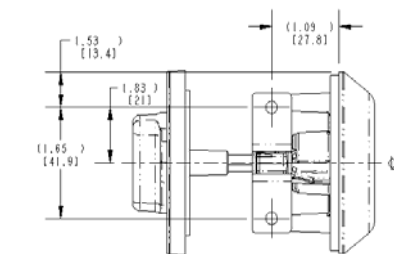
- Security lock sub-assemblies (3) are easy to install with supplied fasteners
- Supplied with gasket already applied under recess in housing flange for simple, clean installation

MATERIAL:

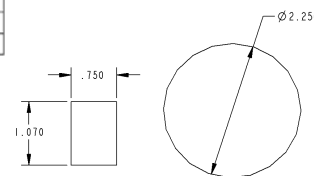
- Interior/exterior housing, lock knob and deadbolt - die cast zinc alloy
- Stamped steel deadbolt carrier

FINISH:

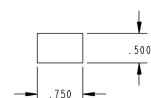
- Black powder coated and chrome
- Zinc plated clear chromate steel components
- Additional colors and finishes available — please inquire



DOOR THICKNESS	DIMENSION "A"
1.50	[38.1]
2.00	[50.8]
2.50	[63.5]



DOOR CUTOUT



JAMB CUTOUT

030-0500 Pivoting Catch Compartment Latch


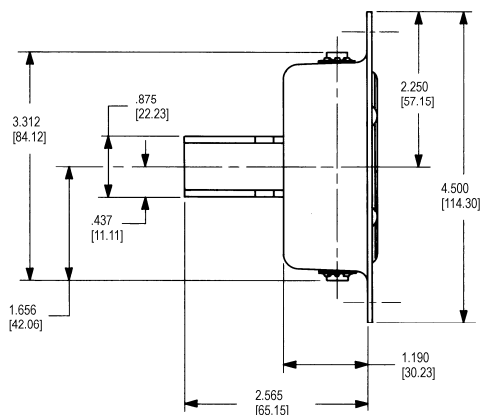
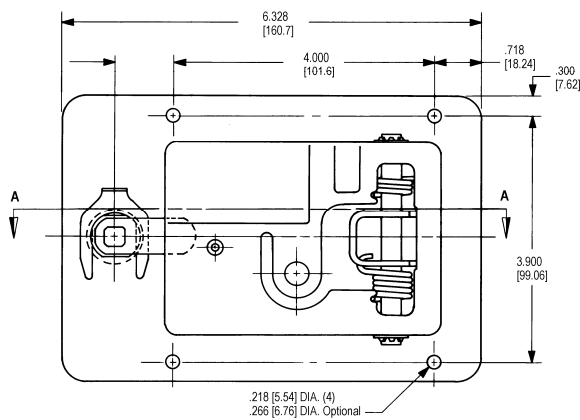
This latch was specifically designed for storage and compartment doors for off-road vehicles including agricultural and construction equipment and industrial enclosures. It features a pivoting hook latching design and a reverse paddle design that is suited for top hinged doors and resistance to the insertion of foreign objects.

- Service and utility truck body doors
- Electrical switch and transformer boxes

FEATURES/BENEFITS:

- Pivoting catch allows relative movement between the door and frame when the vehicle frame flexes
- Components are spring loaded internally to minimize effects of vibration
- Reverse paddle design of the compartment latch is suited for top hinged doors and provides resistance to insertion of foreign objects
- Two levels of performance/duty: the heavy duty version (030-0550) provides a higher level of resistance to vibration and wear

For more information visit
www.trimarkcorp.com



AVAILABLE:

- Key locking - keyed alike with most common key codes to match paddle actuators used for operator enclosures
- Non-locking
- Padlockable for increased security
- Optional hole patterns

MATERIAL:

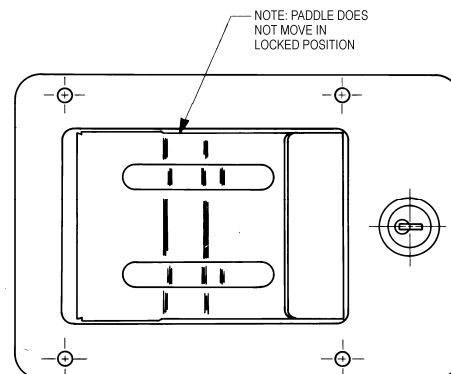
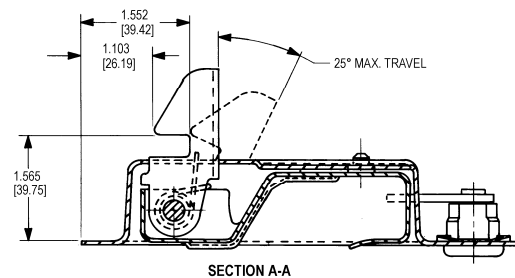
- All steel reinforced construction

FINISH:

- Zinc plate, clear chromate conversion coat for maximum paint adhesion and resistance to rust
- Black powder coat

INSTALLATION:

- Lock cylinder may be installed after the latch has been assembled into the door and painted
- Four 3/16" M4 diameter steel "pop" rivets or 1/4-20 M6 screws (not included)



030-0550 Heavy Duty Pivoting Catch Compartment Latch

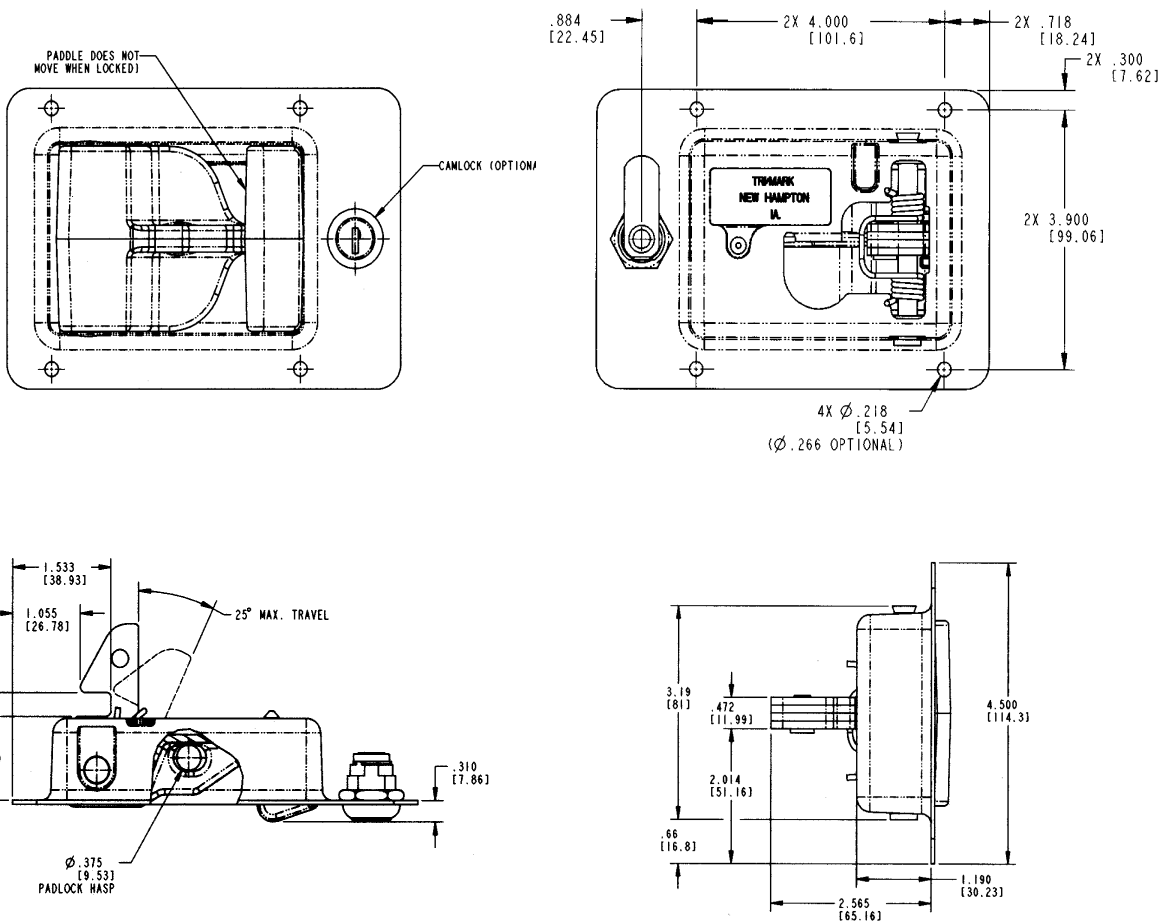
030-0550 FEATURES:

- The high strength steel laminated hook resists wear and increases strength
- Heavy duty zinc die-cast paddle resists deformation
- Retrofits the same cutout as the 030-0500 Pivoting Catch Compartment Latch

CAUTION: Compartment latch does not meet FMVSS 206 load requirements.



For more information visit
www.trimarkcorp.com



030-1125 Paddle Handle With Hook

This compartment latch was designed for light to medium duty storage and compartment doors. This non-handed product features a pivoting hook latching design.

- Cross bed tool boxes
- Truck topper and lift gate doors
- Most storage, compartment, and access doors with single or 2-point latch system

FEATURES/BENEFITS:

- Water resistant
- Sleek automotive styling
- Paddle is rigid when locked
- Shuttered key cylinder
- Keying security
- Flush mount -- contoured surface
- Corrosion resistant
- Slam action -- hook operates independent of paddle

AVAILABLE:

- Non-locking or locking with shuttered keyway
- Keyed alike or keyed random. 50 key codes -TM901-TM950
- Slam action version
- With rod collars



MATERIAL:

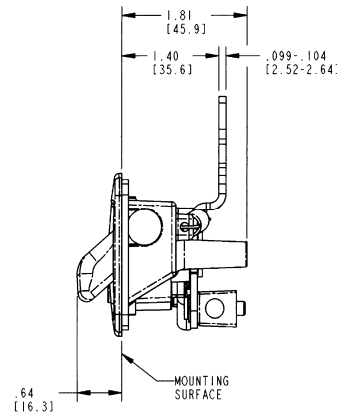
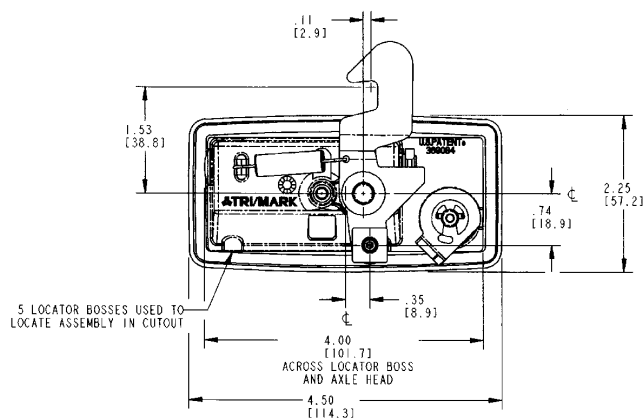
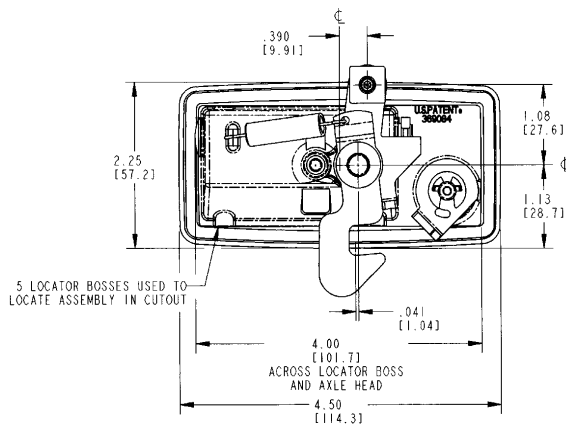
- Housing and paddle: die cast zinc alloy
- All steel parts (axles, pivot arm, pivot plate, lock cam): cold rolled steel with zinc plate clear chromate for corrosion resistance

FINISH:

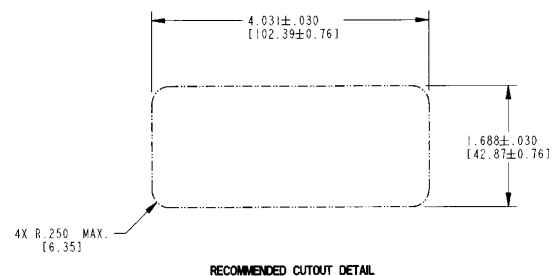
- Black powder coated

INSTALLATION:

- Supplied with gasket already applied under recess in housing flange for simple, clean installation
- Blind mounting with one #10-24 UNC mounting fastener
- Optional mounting brackets (please inquire)
- Optional hook designs (13980-01 please inquire)



For more information visit
www.trimarkcorp.com



050-1300 Plastic Slam Latch

TriMark's NEW 050-1300 plastic slam latch is designed to secure a variety of storage, compartment and access doors.

FEATURES/BENEFITS:

- Slam action latch is non-handed
- Small size will work in a variety of small compartments and applications
- Simple, cost-effective latch offers an alternative to standard rotary latches
- Operation - dual plungers allow the rod to enter into the latch as normal slam action, then the rods must be retracted to allow for the release
- Reduced operating efforts under load
- Reduced operating noise and rattle when compared to zinc/steel products
- Engineered plastic withstands corrosion and has a lower coefficient of friction, reducing closing and operating efforts
- Striker diameter –.375 (9.5mm)



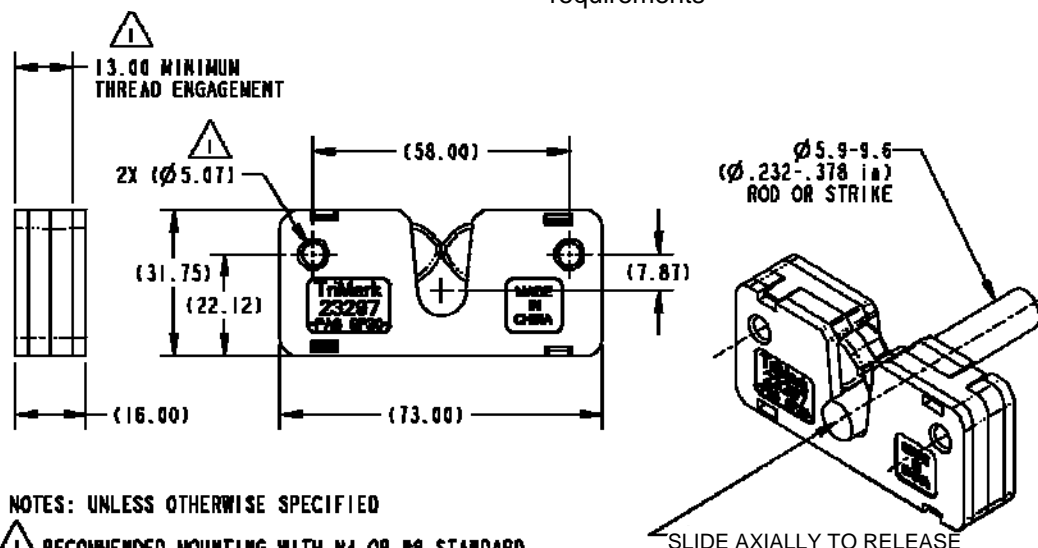
INSTALLATION:

- Easy to install with two (2) M6 thread forming fasteners (available) or two (2) M4 bolts (not included)

MATERIAL:

- Engineered injection molded plastic
- Non-corrosive stainless steel springs
- Internal cold rolled stamped steel reinforcement plate (zinc plated, clear chromate)

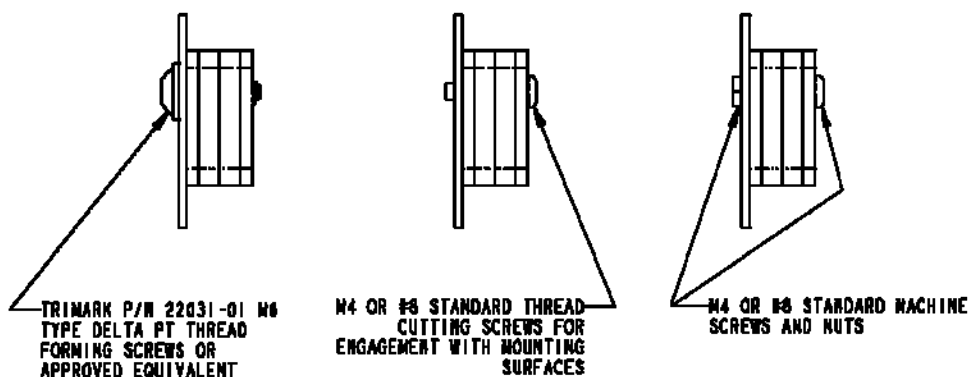
CAUTION: Latch does not comply with FMVSS 206 requirements



NOTES: UNLESS OTHERWISE SPECIFIED

- ⚠ RECOMMENDED MOUNTING WITH M4 OR M6 STANDARD THROUGH BOLTS OR TRIMARK P/N 22031-01 M6 TYPE DELTA POINT THREAD FORMING SCREWS OR APPROVED EQUIVALENT WITH 13.00mm MINIMUM THREAD ENGAGEMENT

MOUNTING OPTIONS



080-0200 Lever Style Compression Latch

This product is designed for light to medium duty compartment doors, access panels and hoods for off-highway vehicle applications. This heavy duty lever action fixed grip compression latch offers a long lever handle for increased door closing leverage, simplicity of operation and comfortable grip

- Light to medium duty compartment doors, access panels and hoods for off-highway vehicle applications
- Applications where it is desirable to have a heavy duty lever action fixed grip compression latch

FEATURES/BENEFITS:

- Robust design provides long lever handle for increased door closing leverage, simplicity of operation and comfortable grip in heavy duty applications
- Double cam design works with strikers up to 10mm in diameter providing a high level of resistance to vibration and wear
- Over-center action prevent accidental opening due to shock or vibration
- 4 mm compression dampens vibration and helps reduce noise and rattle
- Stylish handle cover provides a comfortable grip



AVAILABLE:

- Standard padlock hasp
- Key locking provision to add a cam lock for increased security

MATERIAL:

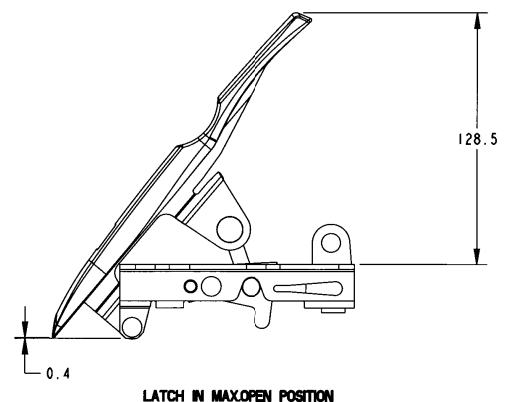
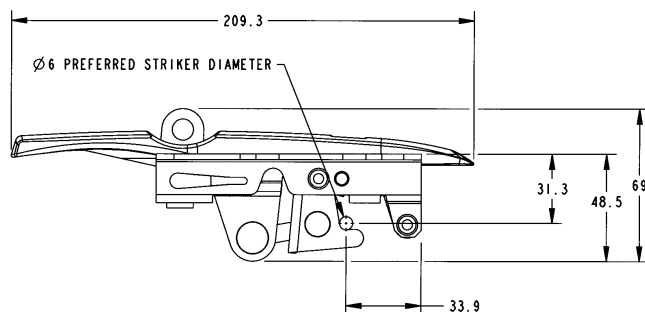
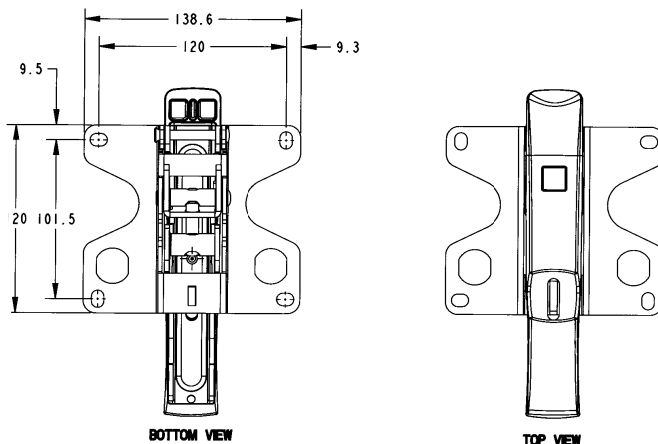
- Robust all steel reinforced construction
- Handle cover: Black engineered plastic
- Springs: Non-corrosive stainless steel

FINISH:

- Zinc plated steel components with black chromate

INSTALLATION:

- Four M6 or 1 / 4 in. fasteners (not included)
- Latch mounts from inside of door panel providing a clean
- Lock cylinder may be installed after the latch has been assembled into the door



For more information visit
www.trimarkcorp.com

080-0400 CompOne™ Compression Latch

This compression lock is a redesign of the popular TriMark West Alloy brand 6680. Featuring 5mm of compression with a 180° turn of the key, this robust lock is intended for gasketed doors, is fully adjustable, water resistant and easy to install.

DESIGNED FOR:

- Light to medium on or off-highway panel and compartments where door gaskets require a compression lock to pull-in for a firm seal

FEATURES/BENEFITS:

- The KeyOne™ Plus locking system allows the operation of multiple onboard locking hardware with a single key or the option to key differently
- Key-operated compression lock provides 5mm of compression with 180° turn of the key, helps reduce or eliminate noise and rattles caused by vibration.
- Internal and external gasket resists water infiltration through the door
- Cam mounting allows for 8mm [.315 in.] adjustment and cams are rotatable in 45° increments

AVAILABLE:

- With various fixing kits consisting of mounting gasket, panel nut, anti-vibration mount washer, 2 cam nuts/washers and standard cam
- Special cams are available upon request



MATERIAL:

- Sturdy die cast zinc alloy
- Fixing kits: steel

FINISH:

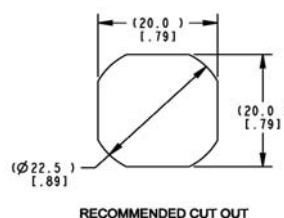
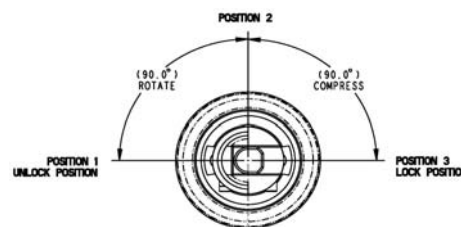
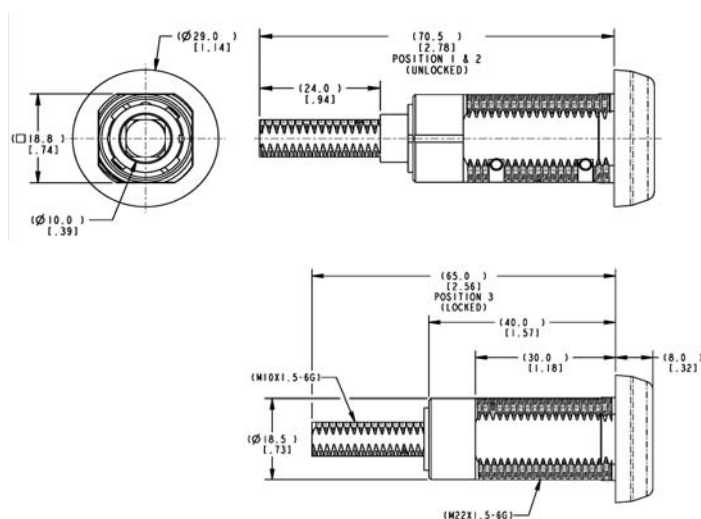
- Head: black chromate or chrome plated
- Steel components: Zinc plate and clear chromate conversion coat

INSTALLATION:

- The product installs easily in a panel with supplied panel nut and vibration washer through a single mounting hole
- Panel thickness range up to 22mm [.866 in.]
- Maximum mounting nut torque 30 N-m [22.1 Lbs-Ft]

For more information visit
www.trimarkcorp.com

Patent Pending



090-0500 / 090-0520 Window Hold-Open

This easy to operate window hold-open is designed for top and side hinged venting windows for on and off-highway vehicles. It features an over-center design that orientates the window at fully closed and fully open positions and an optional quick release pin.

- Mushroom window fixings designed for 5mm or 6mm glass thickness
- Non-handed style will work on windows in any orientation
- Easy to install with window fixings (optional)

AVAILABLE:

- With or without quick release pin

INSTALLATION:

- Installs through 18mm dia. hole

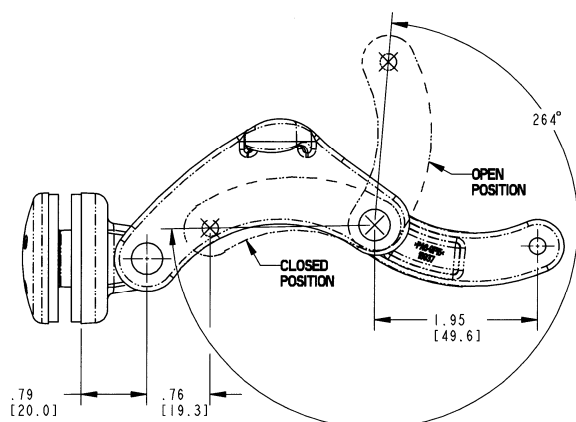
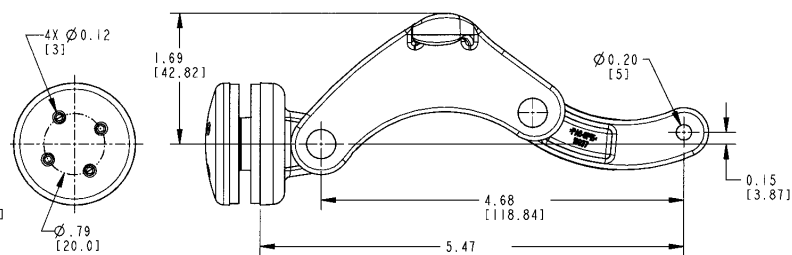
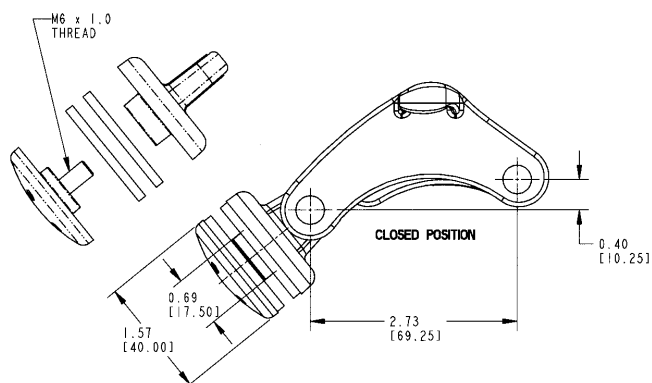
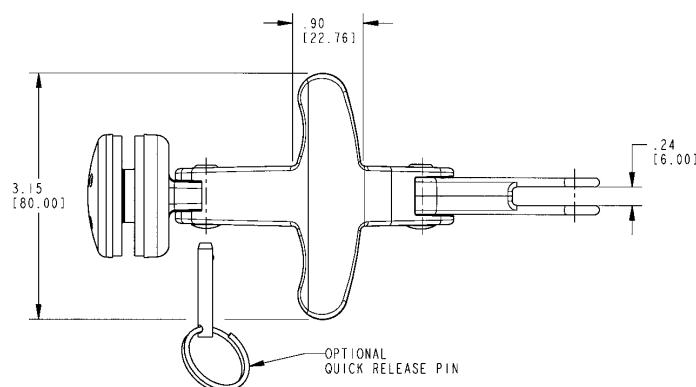
MATERIAL:

- Glass reinforced nylon (black)

Design Patent No. D443,809



090-0520 Door Hold-Open



090-0500 Door Hold-Open

This window hold-open is designed for top and side hinged venting windows for on and off-highway vehicles. It is available with over-center design (fully closed/fully open) or detented arm to position the window at intermediate positions and quick release pin.

130-0100 Dual Release Door Hold-Open

This product is designed for light to medium duty agricultural, construction personnel doors or any door that needs to be held in an open position. The simple rotating knob design allows for the door to be released from the open position from either the inside of the cab or from the ground level.

- Any application where it is desirable to hold or retain a hinged door in an open position

FEATURES/BENEFITS:

- Simple, easy to use, rotating knob/pin latch
- Engineered to withstand vibration, shock, dust, dirt and moisture
- Ergonomic knob design
- Two-stage lead in helps align the striker and receiver to compensate for door sag
- Universal design
- Rotating knob(s) allows for the door to be released from the open position from either the inside of the cab or from the ground level
- Durability in tough applications
- Easy to install
- Easily adaptable to a wide variety of door/cab configurations
- Fills a niche between the low cost "friction type" hold-opens and top end rotary and bayonet style products presently available

For more information visit
www.trimarkcorp.com



MATERIAL:

- Engineered plastic withstands corrosion and UV exposure and has a lower coefficient of friction, reducing closing and operation efforts
- Striker shroud is the thermoplastic rubber (TPR) to help absorb door shock loads

INSTALLATION:

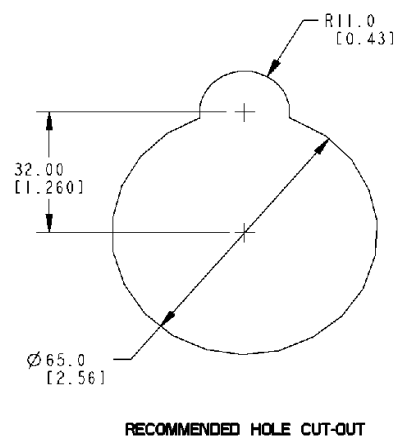
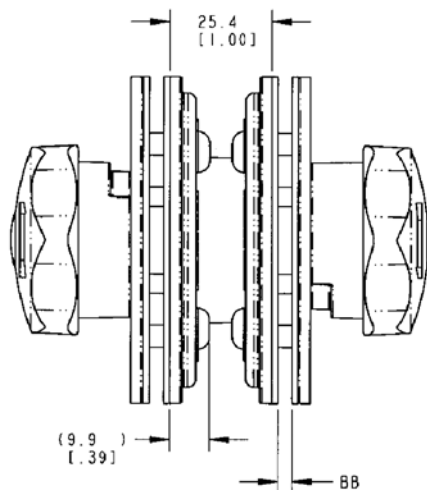
- Easy to install with special thread forming screws (included)
- Flange mounting and self adhesive gaskets (included) permits through glass mounting

AVAILABLE:

- With gasket options to adapt to a wide range of door/cab thickness (3mm-6mm [.118-.236])

CAUTION: Door hold-open is not designed to secure a door in the closed position and does not comply with FMVSS 206

U.S. Patent No. 6,357,078



130-0110 Single Release Door Hold-Open

This product is designed for light to medium duty agricultural, construction personnel doors or any door that needs to be held in an open position. Using the same simple rotating knob design as the 130-0100, the fixed receiver on this product provides a lower cost solution where release from inside the vehicle is not a requirement.

- The 130-0110 fixed receiver is designed for use with TriMark's 130-0100-01-XX Striker Assembly. This component provides for a lower cost solution for light to medium duty agricultural, construction or other equipment personnel doors that need to be held in an open position and where release from inside the vehicle is not a requirement

FEATURES/BENEFITS:

- New shroud design provides a means to absorb shock loads and provide door release
- Revised mounting provides easier installation and alignment
- Simple, easy to use, rotating knob/pin latch
- Engineered to withstand vibration, shock, dust, dirt and moisture
- Ergonomic knob design
- Two-stage lead in helps align the striker and receiver to compensate for door sag
- Universal design
- Durability in tough applications
- Easy to install
- Easily adaptable to a wide variety of door/cab configurations
- Fills a niche between the low cost "friction type" hold-opens and top end rotary and bayonet style products presently available



MATERIAL:

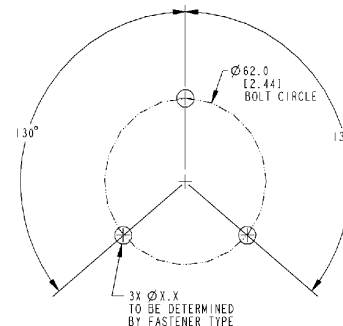
- Engineered plastic withstands corrosion and UV exposure and has a lower coefficient of friction, reducing closing and operating efforts

INSTALLATION:

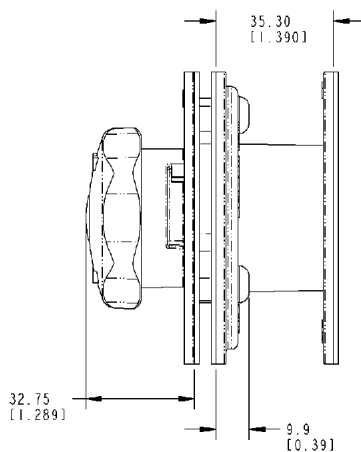
- Flange mounting and gasket (included)
- Easy to install with (3) M6 fasteners (not included)

CAUTION: Door hold-open is not designed to secure a door in the closed position and does not comply with FMVSS 206

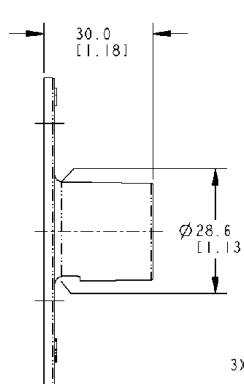
U.S. Patent No. 6,357,078



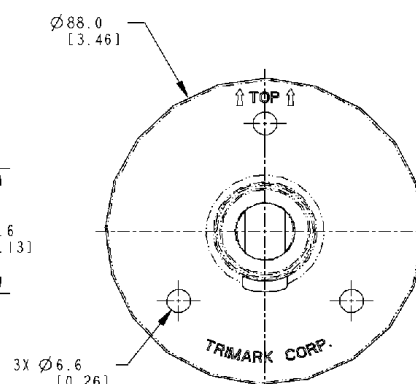
RECOMMENDED HOLE CUT-OUT FOR THE RECEIVER



STRIKER / DOOR SIDE



RECEIVER / DOOR SIDE



FIXED RECEIVER

030-0100 Single Rotor

Designed for most medium to heavy-duty storage and compartment doors, this product features an integrated rotary latch for ease of installation and use.

- On or off-highway vehicle applications--construction, mining, agricultural
- Service and utility truck body doors
- Fire and rescue unit vehicles
- Most storage, compartment and access doors with latch and strike location at top or sides of door
- Door weights of approximately 75 lbs. (34 kg) or less

AVAILABLE:

- Keyed alike with shuttered keyway, key code LL11
- Keyed random
- Padlockable

MATERIAL:

- Housing and paddle: die cast zinc alloy
- Other components: zinc plated, mild steel
- Internal latch components: case hardened, smooth edge stamped steel



FINISH:

- Clear chromate, ready to paint
- Buffed copper-nickel-chrome plated
- Buffed duplex nickel

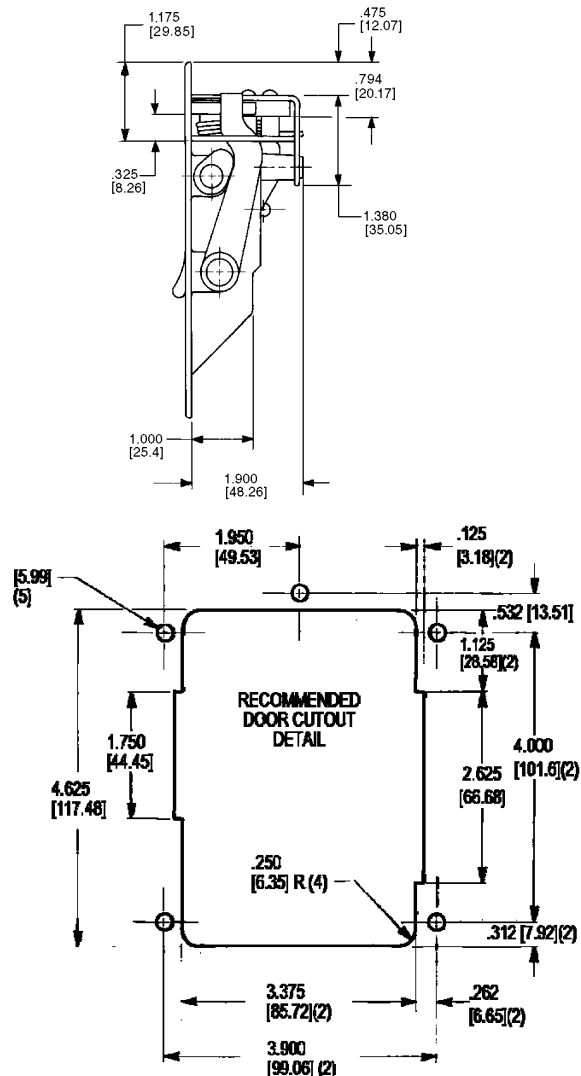
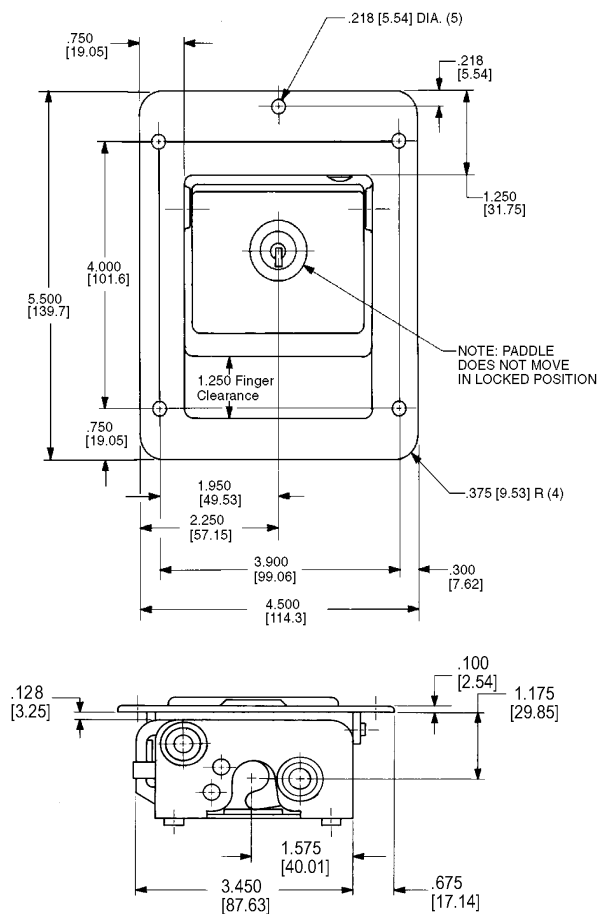
INTERNAL LUBRICATION:

- Oven-cured dry lubricant is applied on all critical moving parts

INSTALLATION:

- 3/16" (4mm) diameter fasteners

CAUTION: Compartment latch does not meet FMVSS 206 load requirements.



For more information visit
www.trimarkcorp.com

Handles:
Paddle

46

TriMark
www.trimarkcorp.com

030-0150 Heavy Duty Compartment

Designed for most medium to heavy-duty storage and compartment doors, this product features an integrated rotary latch for ease of installation and use.

- On or off-highway vehicle applications--construction, mining, agricultural
- Service and utility truck body doors
- Fire and rescue unit vehicles
- Most storage, compartment and access doors with latch and strike location at top or sides of door
- Door weights of approximately 75 lbs. (34 kg) or less

AVAILABLE:

- Keyed alike with shuttered keyway, key code LL11
- Keyed random
- Padlockable

MATERIAL:

- Housing and paddle: die cast zinc alloy
- Other components: zinc plated, mild steel
- Internal latch components: case hardened, smooth edge stamped steel



FINISH:

- Clear chromate, ready to paint
- Buffed copper-nickel-chrome plated
- Buffed duplex nickel

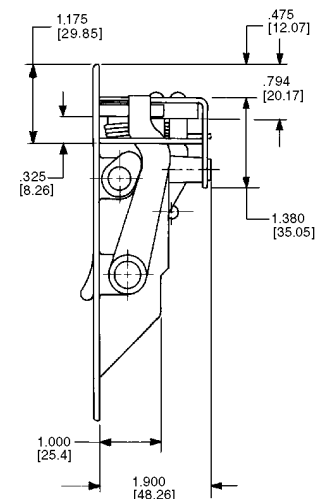
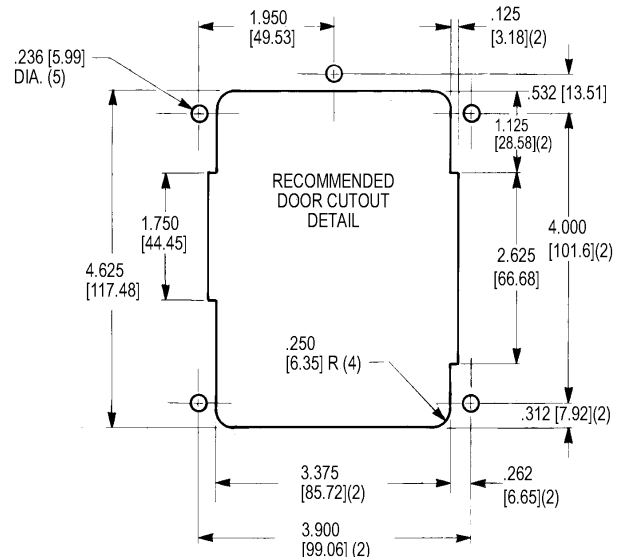
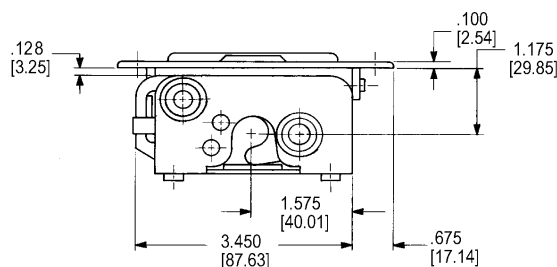
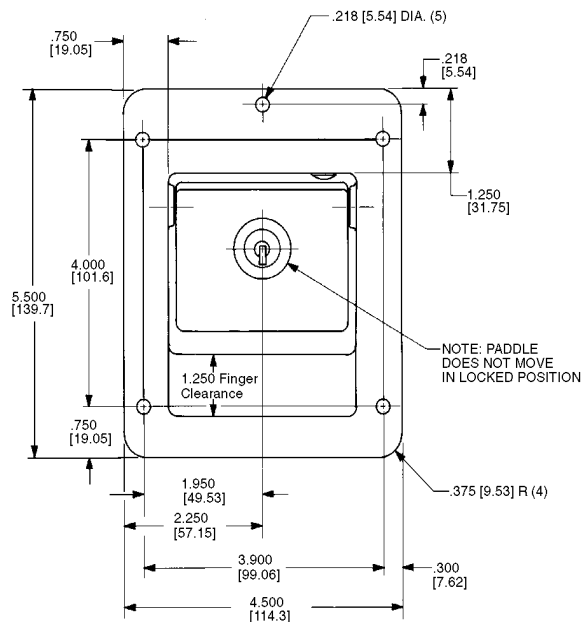
INTERNAL LUBRICATION:

- Oven-cured dry lubricant is applied on all critical moving parts

INSTALLATION:

- 3/16" (4mm) diameter fasteners

CAUTION: Compartment latch does not meet FMVSS 206 load requirements.



030-0175 Stamped Steel Compartment Latch

This compartment latch was designed for light to medium duty storage and compartment doors. Available in buffed stainless steel or plated mild steel, this product features an integrated rotary latch for ease of installation and use and is available in a power lockable version.

- On or off-highway vehicle applications
- Service and utility truck body doors
- Fire and rescue unit vehicles
- Most storage, compartment and access doors with latch and strike location at top or sides of door
- Door weights of approximately 75 lbs. (34 kg) or less

AVAILABLE:

- In locking or non-locking configurations
- Keyed alike
- Keyed random. 50 key codes available
- 2-point pivot plate for doors that require a 2-point latching mechanism (030-0185)
- Optional gasket for flange of housing is available to provide resistance to water and dirt infiltration
- Power lock actuation
- Customer logo on paddle (please inquire)

FINISH:

- Buffed and polished stainless steel
- Zinc plate clear chromate conversion coat over mild steel for maximum paint adhesion and resistance to rust

MATERIAL:

- Housing and paddle: 300 series stainless steel
- Mild steel also available on housing and paddle
- Other components: zinc plated, mild steel
- Internal latch components: case hardened, smooth edge stamped steel
- Stainless steel non-corrosive springs and rivets



INSTALLATION:

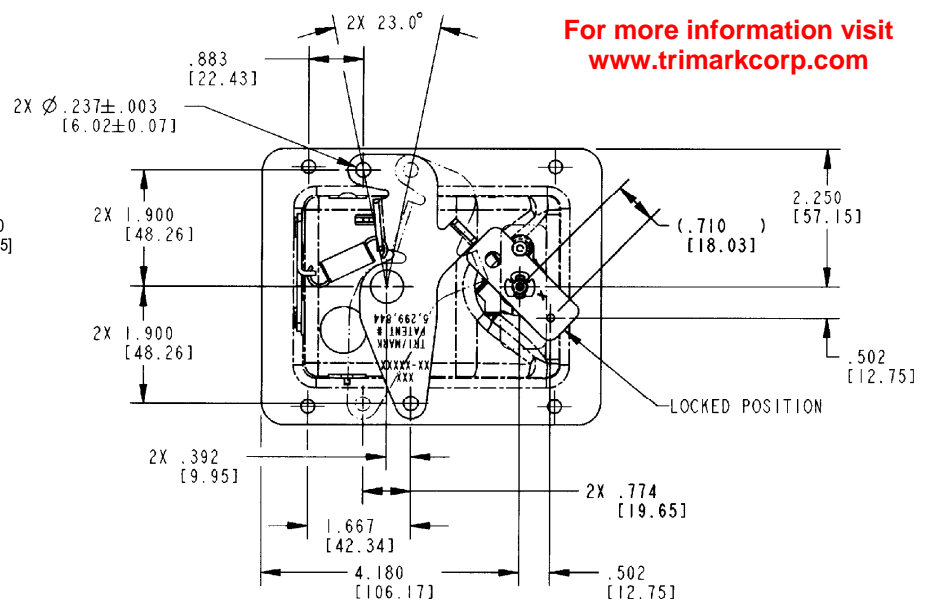
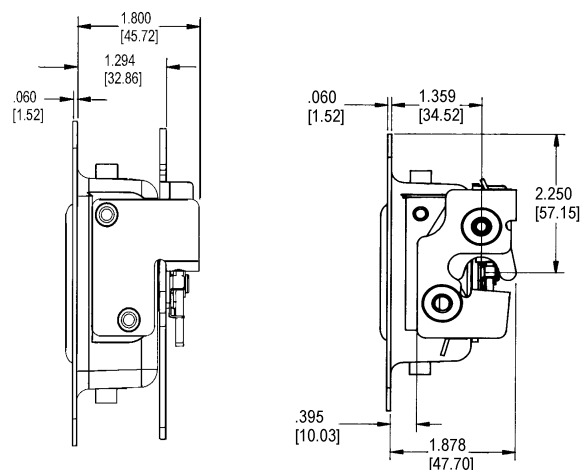
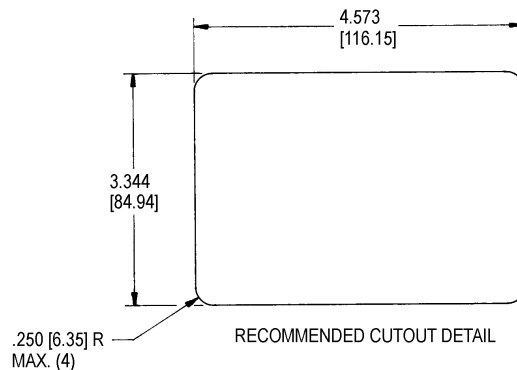
- 3/16" (4mm) diameter fasteners
- Blind mount option also available

APPLICATION RECOMMENDATIONS:

- Striker bolt installation should allow for a minimum radial movement of .060 (1.524) for adjustment
- Rubber bumpers or door seals are recommended to reduce effects of vibration stress on door and latch system

CAUTION: Compartment latch does not meet FMVSS 206 load requirements.

U.S. Patent No. 5,299,844



For more information visit
www.trimarkcorp.com

Handles:
Paddle
48

TriMark
www.trimarkcorp.com

030-0185 Stamped Steel 2-Point Paddle Handle

This compartment latch was designed for light to medium duty storage and compartment doors. Available in buffed stainless steel or plated mild steel, this product features a 2-point bellcrank for remote actuation and is power lockable.

- On or off-highway vehicle applications
- Most storage, compartment and access doors with single or 2-point latch actuation

AVAILABLE:

- In locking or non-locking configurations
- Keyed alike
- Keyed random. 50 key codes available
- Optional gasket for flange of housing is available to provide resistance to water and dirt infiltration
- Power lock actuation

FINISH:

- Buffed and polished stainless steel
- Zinc plate and clear chromate conversion coat over mild steel for maximum paint adhesion and resistance to rust



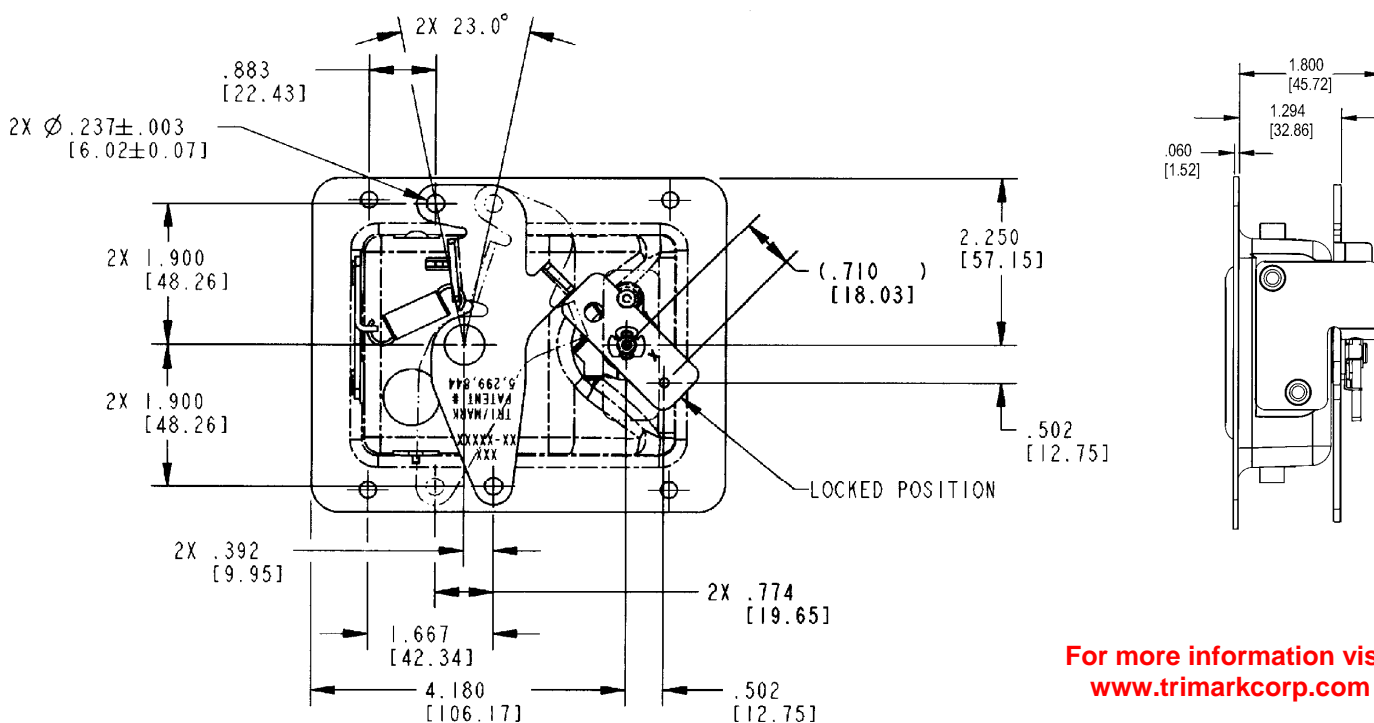
MATERIAL:

- Housing and paddle: 300 series stainless steel
- Mild steel also available on housing and paddle
- Stainless steel non-corrosive springs and rivets
- Other components: zinc plated, mild steel

INSTALLATION:

- 3/16" (4mm) diameter fasteners
- Front view and recommended door cut-out detail same as 030-0175 Stamped Steel Compartment Latch
- Blind mount option available

U.S. Patent No. 5,299,844



For more information visit
www.trimarkcorp.com

030-0200 / 030-0250 Paddle Handle

This flush paddle was designed for heavy-duty off-highway vehicle entrance doors and features robust construction and pivot plate versatility.

- Off-highway vehicle applications - construction, mining, agricultural, forestry
- Doors requiring latch location remote from activating handle
- Door thickness of 2" (50.8mm) or greater

AVAILABLE:

- In right or left hand configurations (left hand shown)
- In locking or non-locking configurations

MATERIAL:

- Housing and paddle: die cast zinc alloy
- Pivot components: zinc plated, mild steel

FINISH:

- Housing and paddle: black powder coated
- Copper-nickel-chrome plated

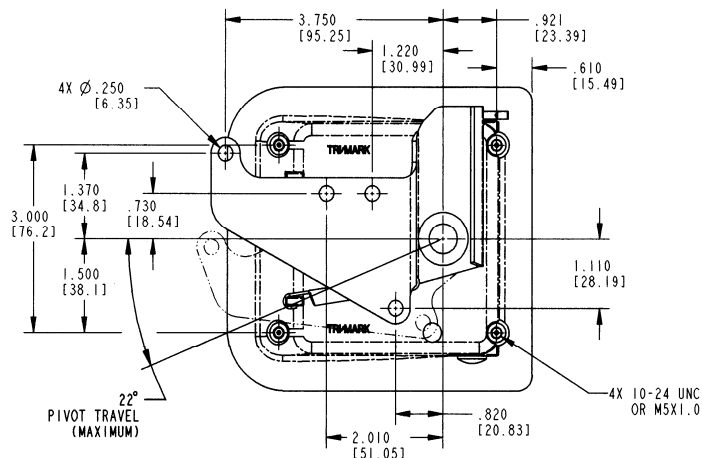


INSTALLATION:

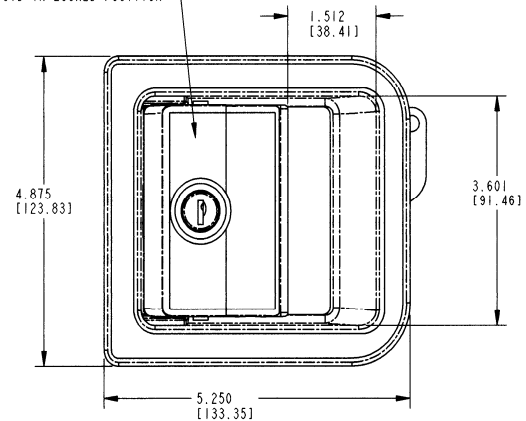
- Four 10-24 UNC or M5 X .8 mounting screws (not included)

NOTE: Mounting bosses are tapped 3/8" deep

CAUTION: Paddle does not comply with locking requirements of FMVSS 206.



NOTE: PADDLE IS RIGID IN LOCKED POSITION



Handles:
Paddle

50

030-0800 Flush Mounted Paddle Handle

This flush paddle was designed for medium to heavy-duty on-highway vehicle entrance doors and features robust construction and pivot plate versatility.

- Off-highway applications--construction, mining, forestry and agricultural
- On-highway--emergency vehicles not requiring FMVSS 206 standards

FEATURES/BENEFITS:

- Mounts in doors requiring latch location remote from activating handle
- Can be used with both cutouts shown in drawing

AVAILABLE:

- In right or left hand configurations (left hand shown)
- Non-locking or locking--keyed alike with shuttered keyway

INSTALLATION:

- Easily installed with (2) 1/4-20 UNC mounting screws and brackets (supplied)



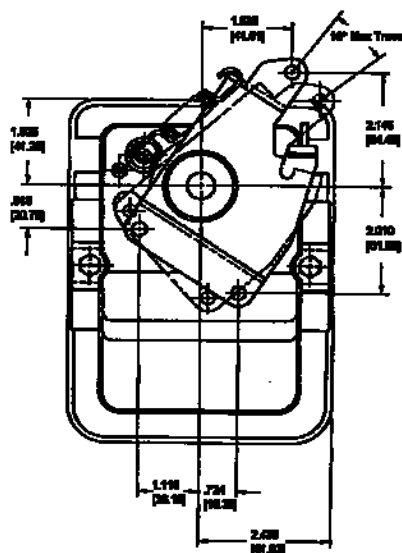
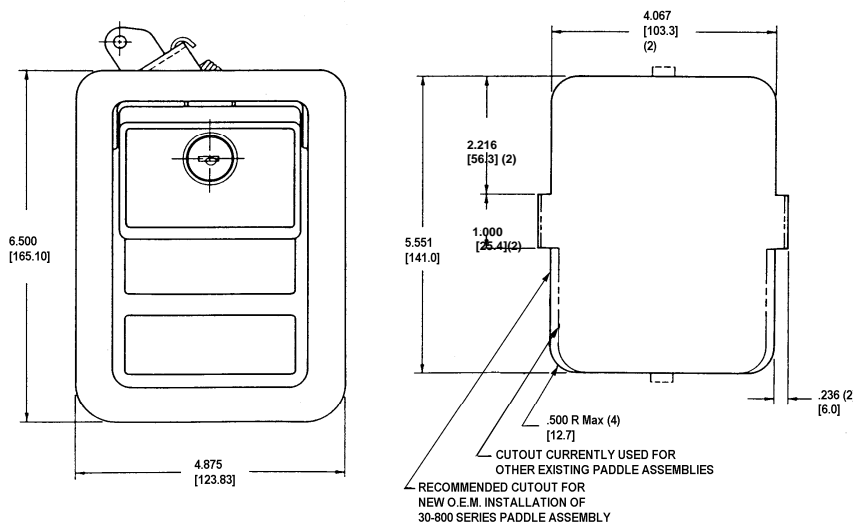
MATERIAL:

- Housing and paddle: sturdy die cast zinc alloy
- Pivot components: zinc plated, mild steel
- Bushing for paddle axle and thrust washers for pivot plate: 6-6 nylon

FINISH:

- Housing and paddle can be finished in your choice of black powder coat or buffed copper-nickel-chrome

CAUTION: Paddle does not meet the locking requirements for FMVSS 206.



For more information visit
www.trimarkcorp.com

030-0825 Flush Mount Paddle Handle With Inside Release Lever

This flush paddle was designed for medium to heavy-duty on-highway vehicle entrance doors and features robust construction and an integrated inside release lever that reduces the need for a separate inside release.

- Off-highway applications--construction, mining, forestry and agricultural
- On-highway--emergency vehicles not requiring FMVSS 206 standards

FEATURES/BENEFITS:

- Mounts in doors requiring latch location remote from activating handle
- Inside release lever eliminates much of the linkage typically required with conventional inside handle
- Operator can exit even if the door is locked from the outside

AVAILABLE:

- In right or left hand configurations (left hand shown)
- Non-locking or locking--keyed alike with shuttered keyway
- Optional pivot plates available for your particular application

INSTALLATION:

- Easily installed with two 1/4-20 UNC mounting screws and brackets (screws and brackets are supplied)



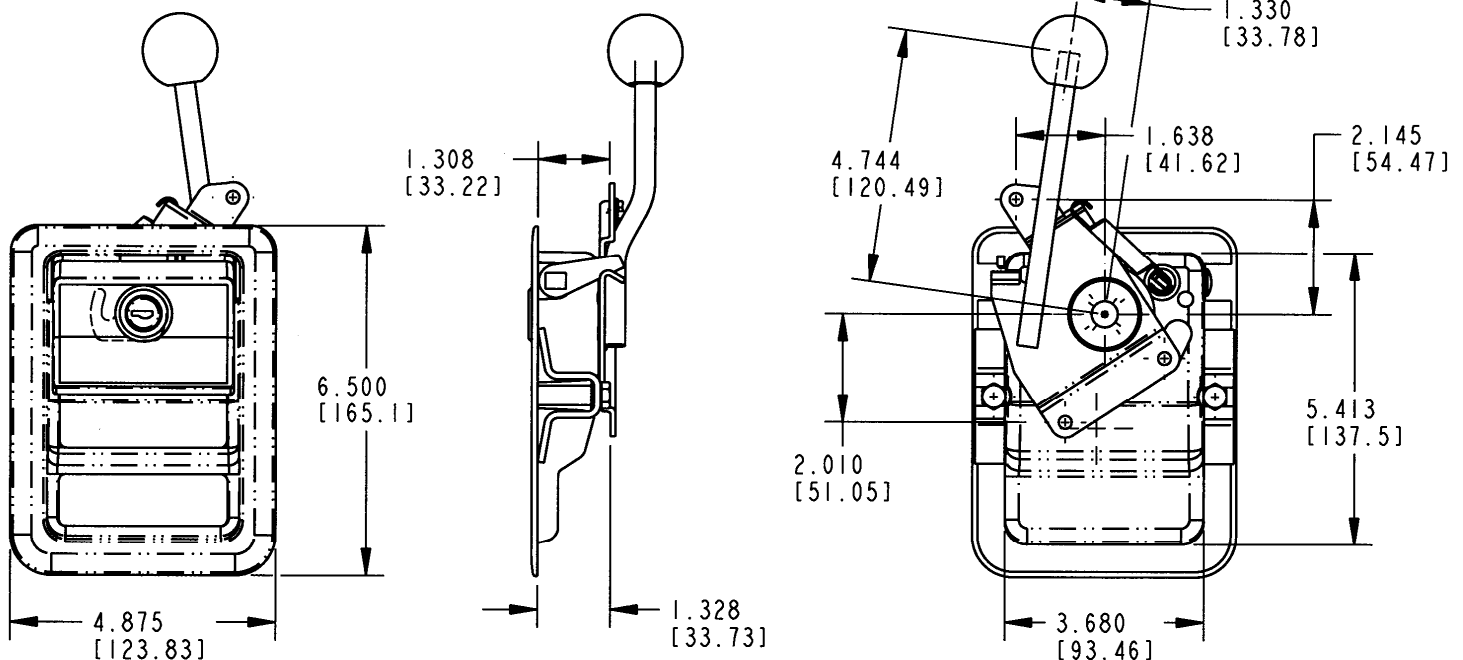
MATERIAL:

- Housing and paddle: sturdy die cast zinc alloy
- Pivot components: zinc plated, mild steel
- Bushing for paddle axle and thrust washers for pivot plate: 6-6 nylon

FINISH:

- Housing and paddle can be finished in your choice of black powder coat or buffed copper-nickel-chrome

CAUTION: Paddle does not meet the locking requirements for FMVSS 206



030-0850 Flush Mounted Paddle Handle (FMVSS 206)

This flush paddle was designed for medium to heavy-duty on-highway vehicle entrance doors and features robust construction, a lock detail that allows for power locking and is compliant to FMVSS 206.

FEATURES/BENEFITS:

- Inside lock provides override if outside paddle should be locked
- Paddle is rigid when locked
- Inside lock provides for multiple connection points for use of inside lock and/or powerlock actuation

INSTALLATION:

- Either handed version can be installed in a wide range of locations in door - either horizontal or vertical orientation (left hand shown)

MATERIAL:

- Housing and paddle: zinc die cast alloy
- Pivot components: zinc plated, mild steel
- Bushing for paddle axle and thrust washers for pivot plate: 6-6 nylon

FINISH:

- Black powder coated
- Copper-nickel-nickel-chrome plated
- Combination black powder coated housing and chrome paddle



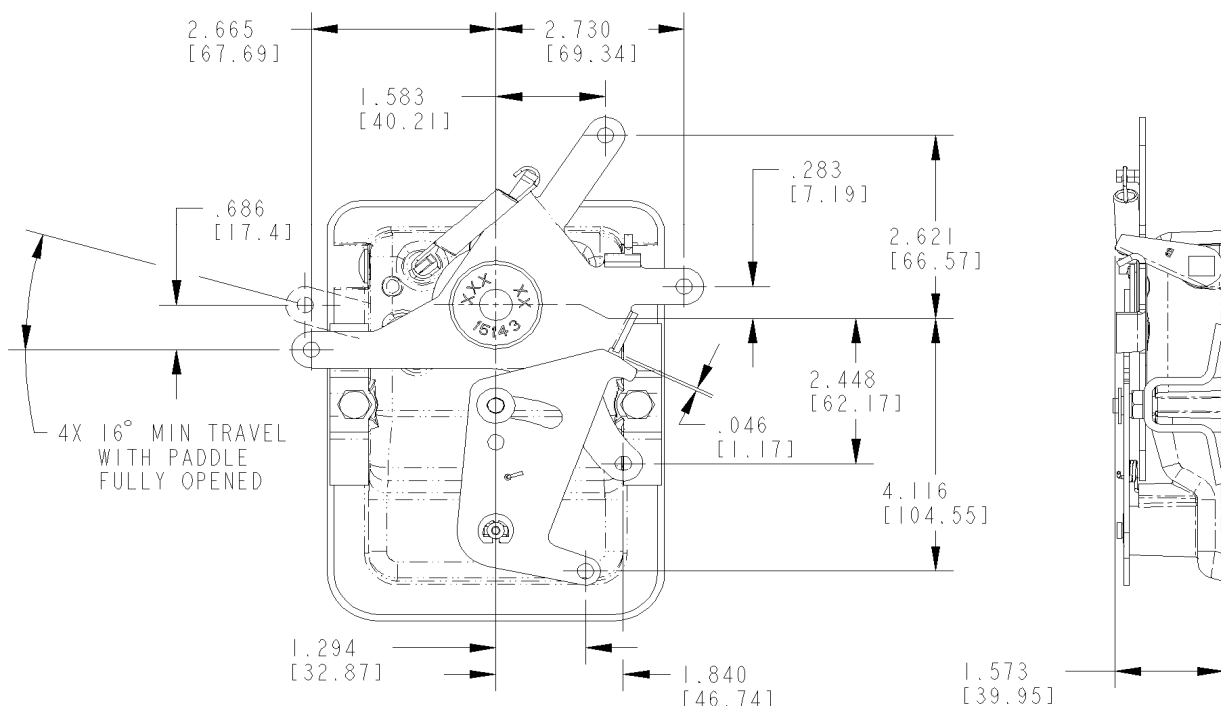
AVAILABLE:

- Optional gasket for flange of housing is available to provide resistance to water and dirt infiltration
- Keyed random. TM201-TM250
- Keyed alike



NOTE: Meets FMVSS 206 locking requirements and may be used in FMVSS 206 applications pending TriMark application approval.

For more information visit
www.trimarkcorp.com



030-0860 Flush Mounted Paddle Handle With Inside Lock Knob

The 030-0860 Flush Mounted Paddle Handle With Inside Lock Knob incorporates the basic material and concepts used in the 030-0800 Flush Mounted Paddle Handle

FEATURES/BENEFITS:

- Inside lock provides override if outside paddle should be locked
- Paddle is rigid when locked

INSTALLATION:

- Either handed version can be installed in a wide range of locations in door--either horizontal or vertical orientation (left hand shown)

MATERIAL:

- Housing and paddle: die cast zinc alloy
- Pivot components: zinc plated, mild steel
- Bushing for paddle axle and thrust washers for pivot plate: 6-6 nylon

FINISH:

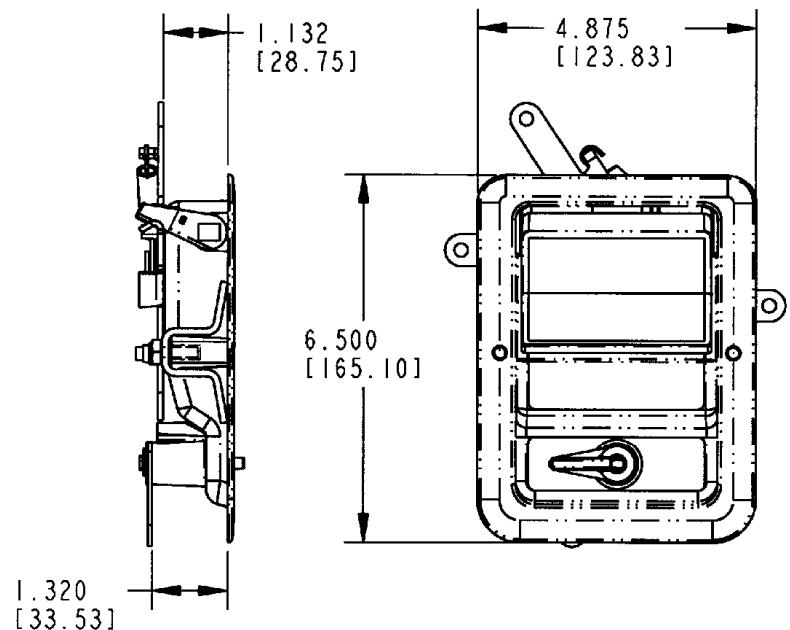
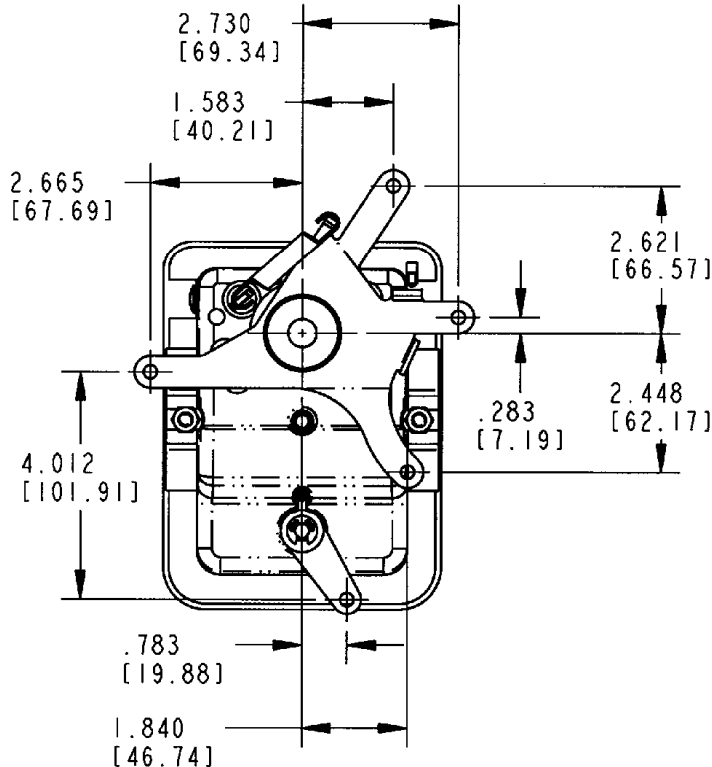
- Black powder coated
- Chrome plated



NOTE: Complies with FMVSS when used in conjunction with 030-0850 Flush Mounted Paddle Handle and approved latching mechanisms

Meets FMVSS 206 locking requirements and may be used in FMVSS 206 applications pending TriMark application approval.

For more information visit
www.trimarkcorp.com



030-0875 Free-Float Flush Mounted Paddle Handle

This flush mounted paddle handle is a redesign of our popular 030-0850 Flush Mounted Paddle Handle. Featuring a free-float paddle in the locked position, this robust product allows for a power locking and is compliant to FMVSS 206.

DESIGNED FOR:

- Medium to heavy-duty on-highway vehicle entrance doors where free-float locking is preferred
- Door weights of 23-455 kg (50-1000 lbs.)

FEATURES/BENEFITS:

- Provides for multiple connection points for use on inside lock and/or power lock actuation
- Inside lock provides override if paddle should be locked
- Handle can be keyed to match other TriMark RV door products with KeyOne Plus for a single-key system or provided non-locking



MATERIAL:

- Paddle and housing: Sturdy die cast zinc alloy
- Pivot components: Zinc plated, mild steel
- Bushing for paddle axle and thrust washer for pivot plate: 6-6 nylon

FINISH:

- Available in a variety of finishes including black powder coated, high quality buffed chrome or a combination of black/chrome finish

AVAILABLE:

- Optional gasket for flange of housing is available to provide resistance to water and dirt infiltration
- Lock can be keyed to match other TriMark door products with KeyOne Plus for a single-key system, keyed alike or provided non-locking

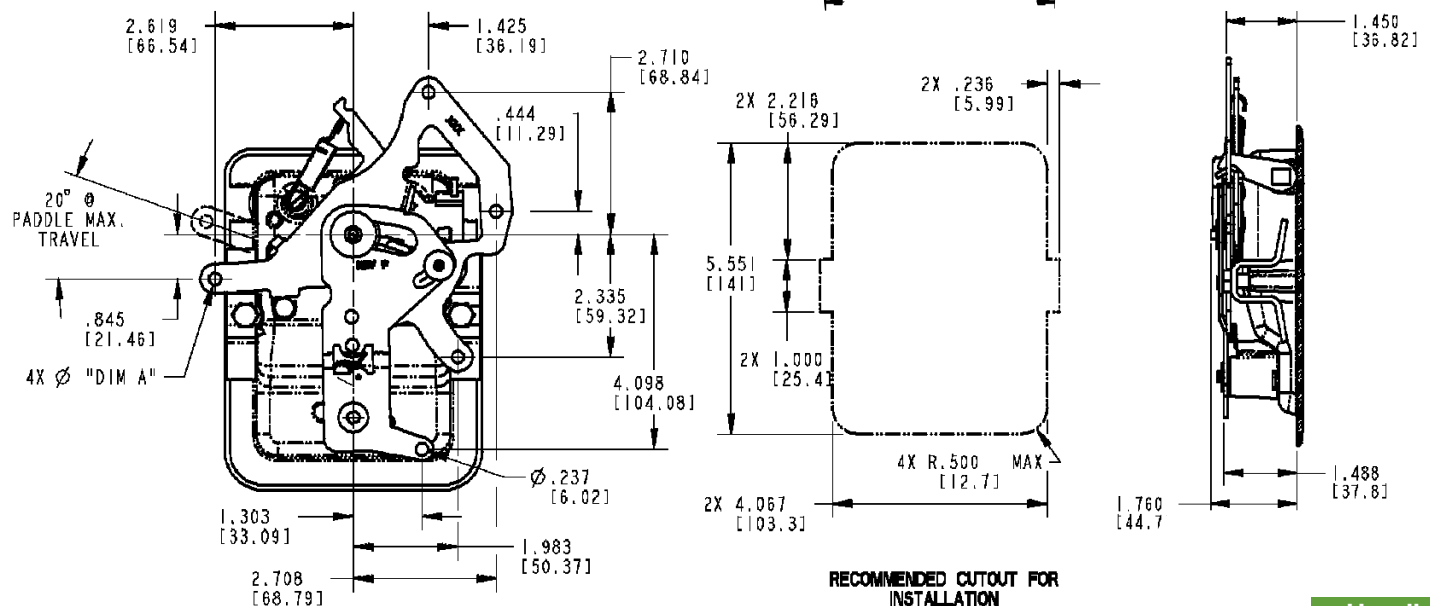


INSTALLATION:

- Either hand version can be installed in a wide range of locations in door -- either horizontal or vertical orientation (left hand shown)
- Installs into current 030-0850 cut-outs

NOTE: Meets FMVSS 206 load requirements and may be used in FMVSS 206 applications pending approval.

Patent Pending



030-0900 Motor Home Entrance Door Hardware With Deadbolt

Designed for motor home entrance doors, this product provides easy installation with through sandwich mounting. It features a large exterior paddle and an ergonomic "L" inside release and is adaptable for power locking.

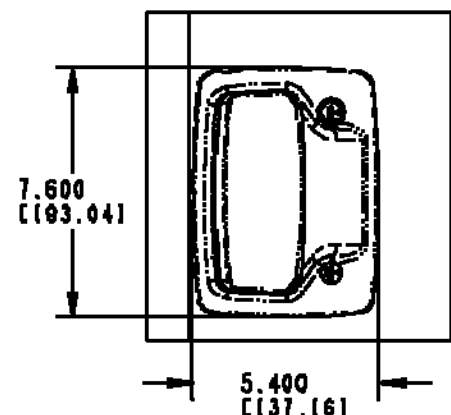
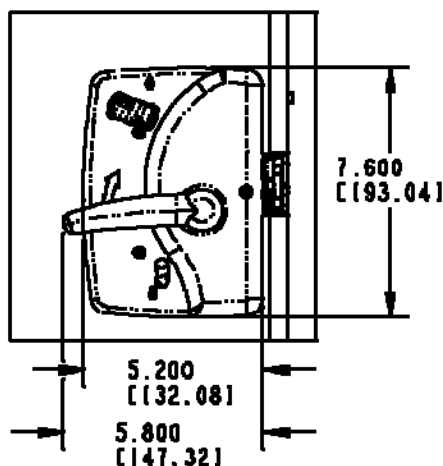
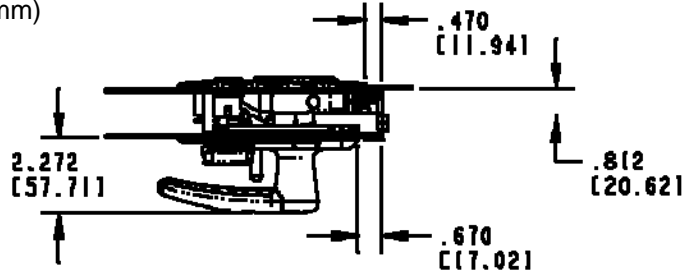
- Motor home entrance doors with thickness of 1-1/2" (38.1mm) or 1-15/16" (49.2mm)
- Applications requiring resistance to water and dirt infiltration
- Door seal pressures of 25 lbs. (11 kg) or less for ease of function and maximum life (not to exceed 50 lbs [23 kg])
- Right hand applications
- Door weights up to 75 lbs. (34 kg)

FEATURES/BENEFITS:

- Automotive style latch mechanism
- Smooth opening/closing action
- Paddle can be locked before door is shut
- Paddle is rigid when locked
- Comfortable finger access
- New inside handle design facilitates ergonomic function and modern styling
- Adaptable for power door lock actuator
- Built-in dead bolt eliminates the need for an add-on residential type dead bolt
- Dead bolt locks into the fully extended position for true dead bolt functioning

AVAILABLE:

- Master keyed passage lock key cylinder
- Non-master keyed dead bolt
- Gasket (not included)
- Standard or extended length deadbolt
- Sandwich mounting is available for door thicknesses of 1.500 (38.1mm), 1.614 (41.0mm) or 1.875 (47.6mm)



FINISH:

- Black powder coated
- Chrome plated
- Interior release: black powder coat, or white

MATERIAL:

- Housing, inside plates, paddles, and certain lock actuating components: die cast zinc alloy
- Internal latch components: heat treated, smooth edge stamped steel
- Springs: non-corrosive stainless steel
- Case halves: high strength steel

INSTALLATION:

- #8-32 UNC mounting screws (not included). Recommended torque 13 in/lbs (1.4 N-m)
- Sandwich mount installation does not require any linkage rods

NOTE: Meets FMVSS 206 load requirements and may be used in FMVSS 206 applications pending approval.

Design Patent: D529,367

For more information visit
www.trimarkcorp.com

Handles:
Paddle

56

030-1000 / 030-1050 Motor Home Entrance Door Hardware

Designed for motor home entrance doors, this product provides easy installation with a through sandwich mounting. It features a reliable direct release rotary latch and is compliant to FMVSS 206. The 030-1050 includes a built-in dead bolt for additional security.

- Motor home entrance doors with thickness of 1.390" to 1.600". (Different inside plates are required to facilitate range of door thicknesses. Please identify when inquiring.)
- Fifth-wheel trailers, pull-type trailers and slide-in campers
- Applications requiring resistance to water and dirt infiltration
- Door seal pressures of 25 lbs. or less for ease of function and maximum life
- Right hand door applications

FEATURES/BENEFITS:

- Paddle can be locked before door is shut
- Paddle is rigid when locked
- Automotive styling
- Comfortable finger access
- Inside assist for easy closing
- Serviceable shuttered key cylinder
- Built-in dead bolt eliminates the need for an add-on residential type dead bolt
- Dead bolt locks into the fully extended position for true dead bolt functioning (030-1050)

AVAILABLE:

- With optional built-in dead bolt (030-1050)
- Master keyed paddle keycylinder. Non-master keyed dead bolt



MATERIAL:

- Housing, inside plates, paddles, and certain lock actuating components: die cast zinc alloy

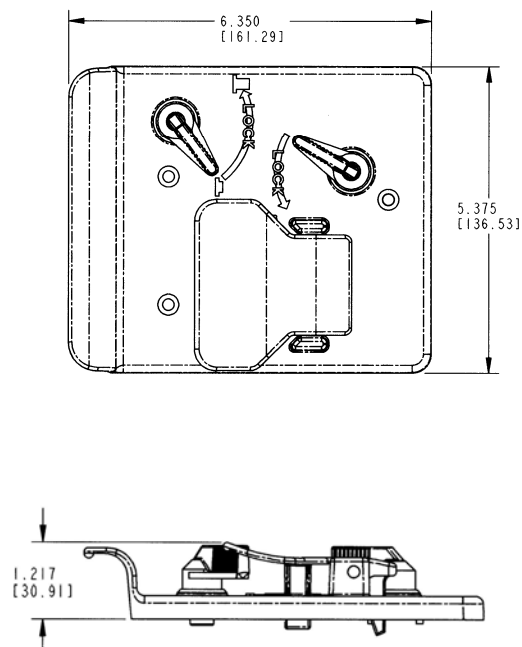
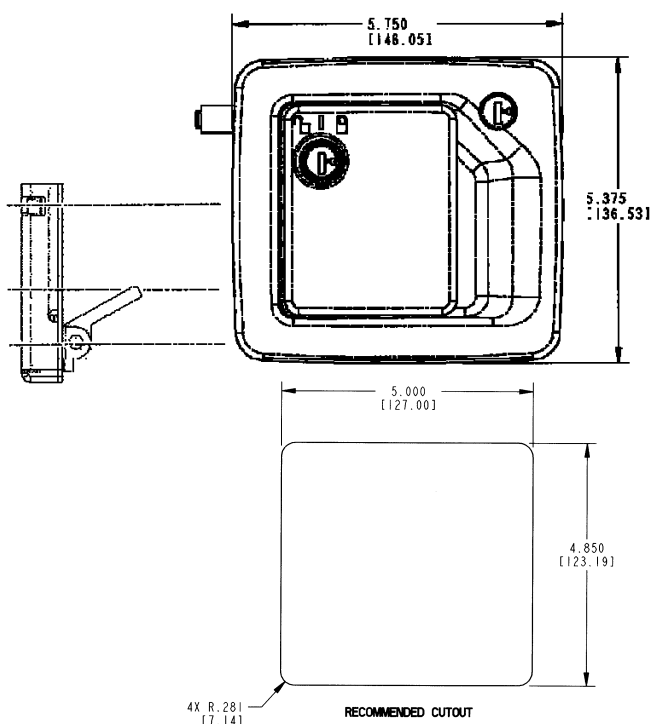
FINISH:

- Black powder coated
- Copper-nickel-chrome
- White powder coated

INSTALLATION

- #10-24 thread forming mounting fasteners (not included). Recommended torque 40-50 in-lbs
- Supplied with gasket already applied under recess in housing flange for simple, clean installation
- Sandwich mount installation does not require any linkage rods

NOTE: Meets FMVSS 206 load requirements and may be used in FMVSS 206 applications pending TriMark application approval.



030-1100 Two-Point Paddle Handle

This compartment latch was designed for light to medium duty storage and compartment doors. This non-handed product features a 2-point bellcrank for remote actuation.

- Cross bed tool boxes
- Truck topper and lift gate doors
- Most storage, compartment, and access doors with single or 2-point latch mechanism

FEATURES/BENEFITS:

- Water resistant
- Sleek automotive styling
- Paddle is rigid when locked
- Single point or two-point actuation
- Flush mount -- contoured surface
- Corrosion resistant
- Non-handed design

AVAILABLE:

- Non-locking or locking with shuttered keyway
- 2-point actuation
- Keyed alike
- Keyed random. 50 key codes -- TM901 -TM950
- With rod collars

FINISH:

- Black powder coated



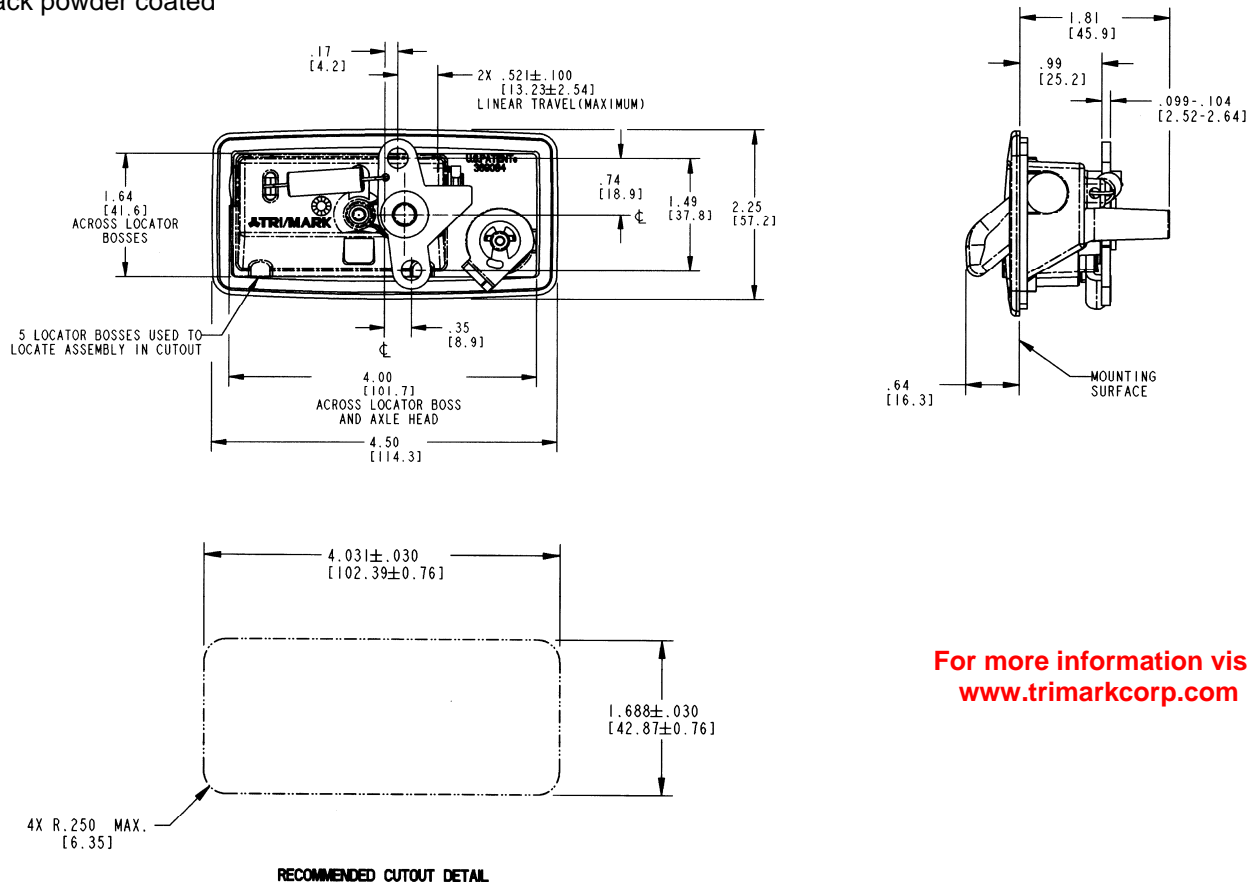
MATERIAL:

- Housing and paddle: die cast zinc alloy
- All steel parts (axles, pivot arm, pivot plate, lock cam): zinc plate clear chromate for corrosion resistance

INSTALLATION:

- Supplied with gasket already applied under recess in housing flange for simple, clean installation
- Single point #10-24 UNC mounting fastener
- Optional mounting brackets (please inquire)

NOTE: Rod collars are not intended or recommended for use in applications that require FMVSS 206 compliance or applications that have heavy or extreme Striker Bolt Loads (> 25 lbs. / 11 kg.) and/or high to extreme usage (> 100,000 door cycles/life).



For more information visit
www.trimarkcorp.com

Handles:
Paddle

58

TriMark
www.trimarkcorp.com

030-1125 Paddle Handle With Hook

This compartment latch was designed for light to medium duty storage and compartment doors. This non-handed product features a pivoting hook latching design.

- Cross bed tool boxes
- Truck topper and lift gate doors
- Most storage, compartment, and access doors with single or 2-point latch system

FEATURES/BENEFITS:

- Water resistant
- Sleek automotive styling
- Paddle is rigid when locked
- Shuttered key cylinder
- Keying security
- Flush mount -- contoured surface
- Corrosion resistant
- Slam action -- hook operates independent of paddle

AVAILABLE:

- Non-locking or locking with shuttered keyway
- Keyed alike or keyed random. 50 key codes -TM901-TM950
- Slam action version
- With rod collars



MATERIAL:

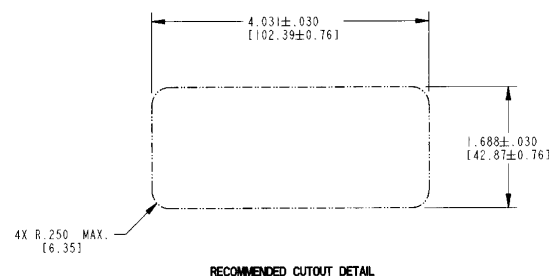
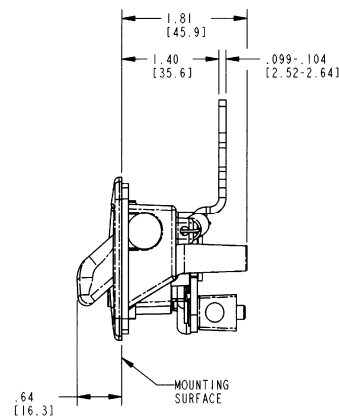
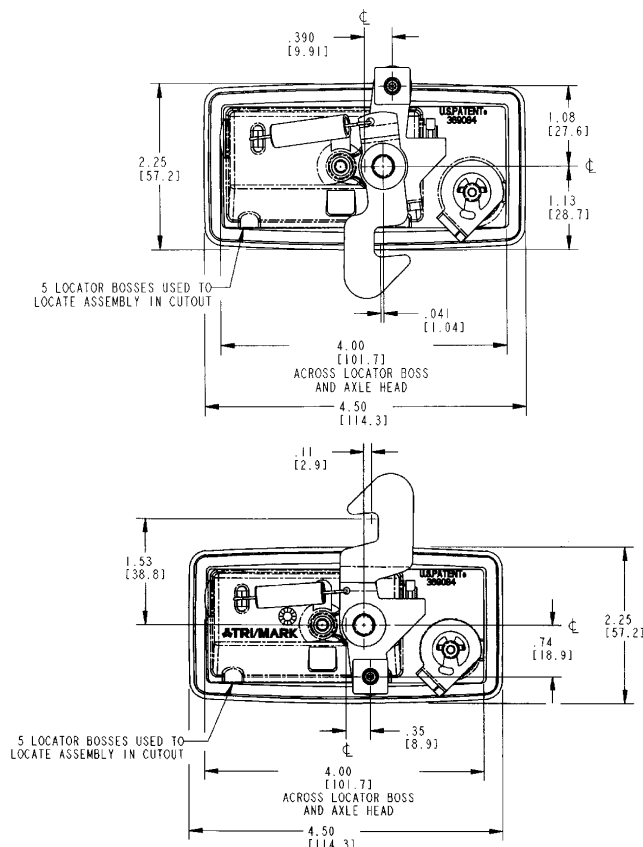
- Housing and paddle: die cast zinc alloy
- All steel parts (axles, pivot arm, pivot plate, lock cam): cold rolled steel with zinc plate clear chromate for corrosion resistance

FINISH:

- Black powder coated

INSTALLATION:

- Supplied with gasket already applied under recess in housing flange for simple, clean installation
- Blind mounting with one #10-24 UNC mounting fastener
- Optional mounting brackets (please inquire)
- Optional hook designs (13980-01 please inquire)



030-1200 Round Paddle Handle

The 030-1200 Round Paddle Handle was designed for use on personnel and compartment doors for light to medium duty for on or off-highway applications. This ergonomic handle offers compact size for a cost effective price and brings a modern look and function to your cabs and enclosures.

- Light to medium duty agricultural and construction personnel and compartment doors
- Any baggage or compartment door for on or off-highway applications
- Use in a direct latch release application or used in conjunction with a bellcrank for single point remote actuation

FEATURES/BENEFITS:

- Ergonomic function and styling
- Interior or exterior applications
- Rigid handle when locked
- Lock can be keyed to match other TriMark door products with KeyOne™ Plus for a single-key system, keyed alike or provided non-locking
- Non-handed configuration allows for universal applications

AVAILABLE:

- With a conventional paddle or open bail style handle for maximum leverage
- Can be keyed alike with most single and reversible key systems
- In locking or non-locking configurations
- With gasket for maximum water resistance
- With standard mounting bracket



MATERIAL:

- Handle, paddle and actuator: engineered plastic withstands corrosion and UV exposure
- Spring: non-corrosive stainless steel

INSTALLATION:

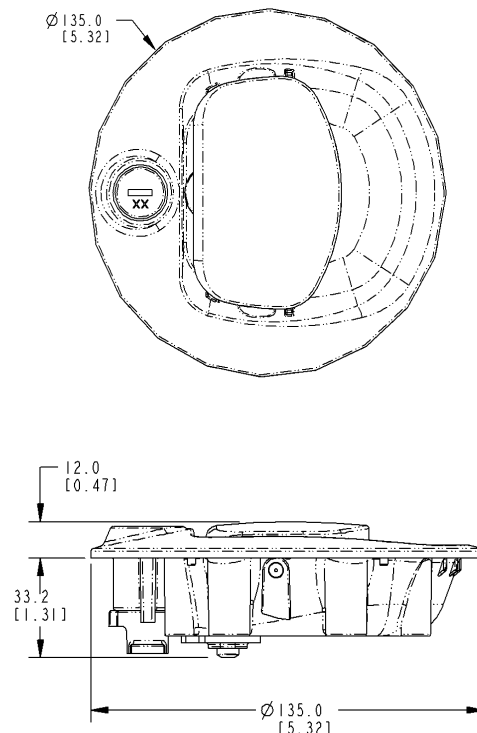
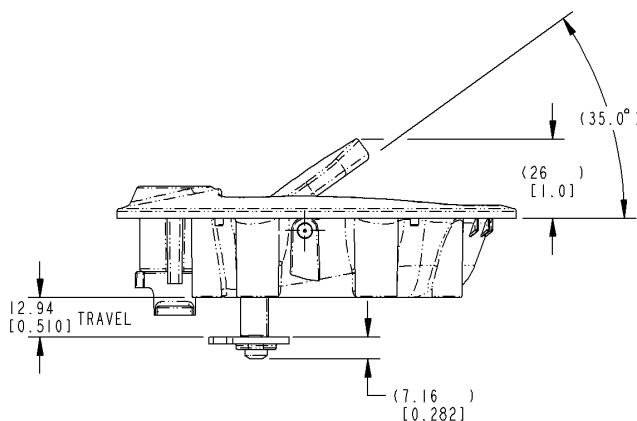
- Easy installation with (4) M6 special high performance thread forming fasteners available
- Allows for glass mounting through a single 120mm diameter hole or steel through a double-D cutout

NOTE: Product does not meet the locking requirements for FMVSS 206

U.S. Patent No. 7,611,173

Design Patent No. D541,129

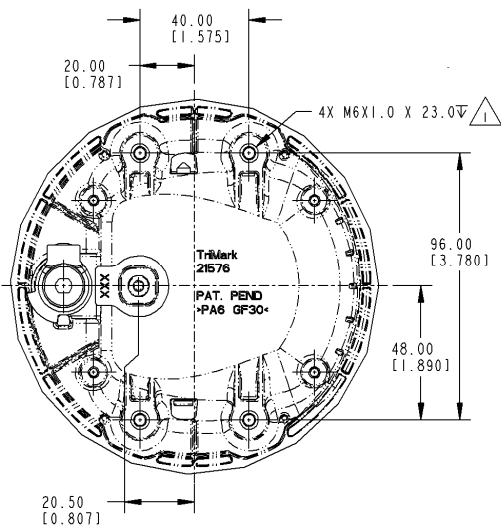
For more information visit
www.trimarkcorp.com



Handles:
Paddle

60

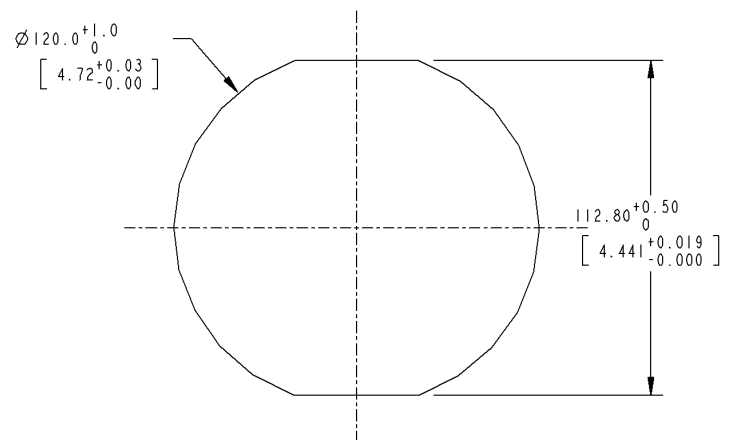
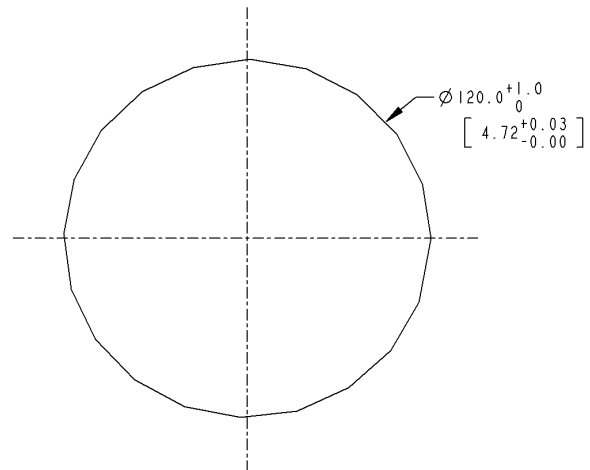
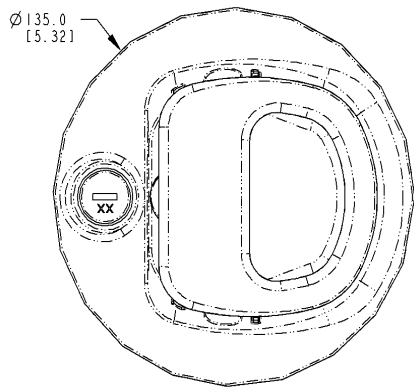
TriMark
www.trimarkcorp.com



NOTE: UNLESS OTHERWISE SPECIFIED;

△ RECOMMENDED INSTALLATION TORQUE TO BE 9.4-11.5 N-m [83-102 lbf-in]

For more information visit www.trimarkcorp.com



030-1300 D-Paddle Handle

This compartment paddle handle is designed for utility and service bodies, emergency vehicles and baggage doors for recreational vehicles. It features a multipoint bellcrank and is available in black or buffed copper-nickel-chrome finishes.

AVAILABLE:

- In locking or non-locking configurations
- With single rotor latch module (050-0206) that can be orientated at 90° intervals with the paddle depending on application
- With gasket for flange of housing to provide resistance to water and dirt infiltration
- Multiple pivot plate for doors that require a remote latching mechanism

MATERIAL:

- Housing and paddle: die cast zinc alloy
- Internal latch components: case hardened, smooth edge stamped steel
- Springs: stainless steel, non-corrosive
- Other components: zinc plate mild steel

FINISH:

- Housing and paddle: black powder coated or buffed copper-nickel-chrome plated
- Stampings: zinc plate clear chromate conversion coat

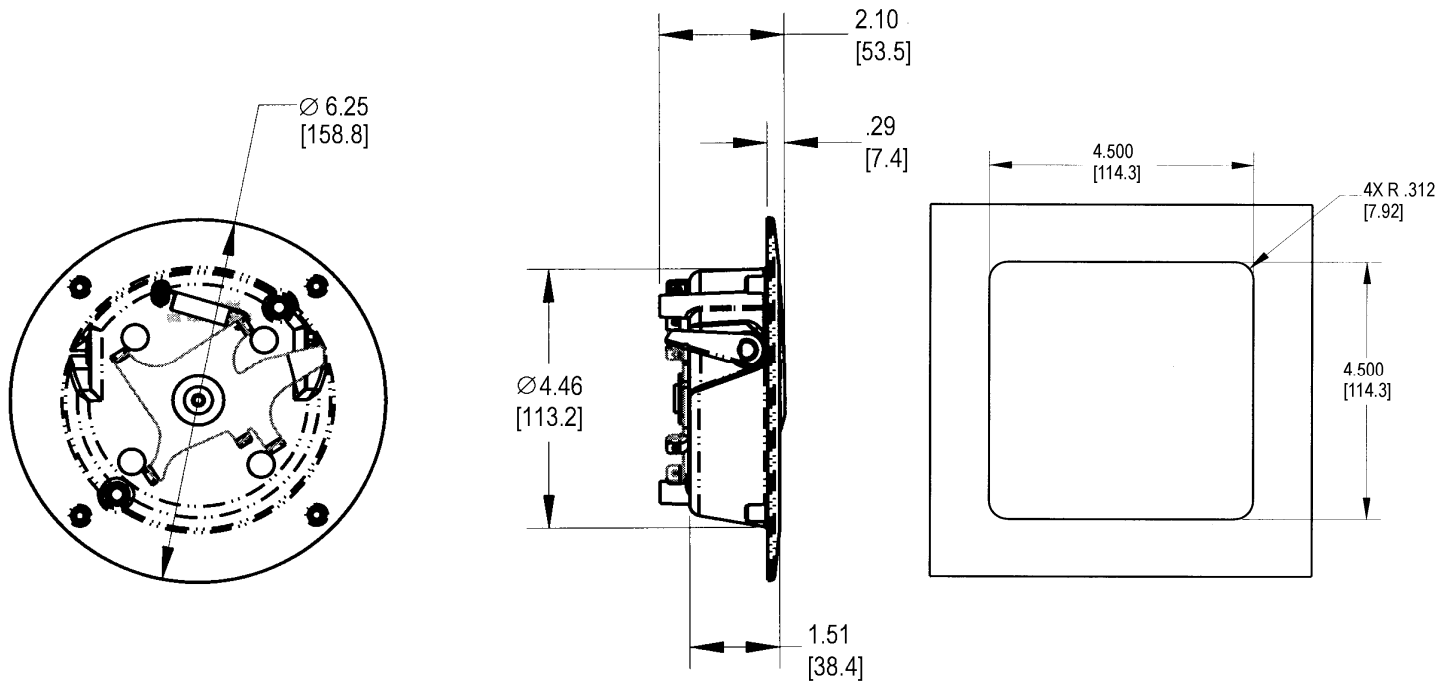


INSTALLATION:

- Easy drop-in installation
- Integrated rotary: mounts with (2) 1/4-20 UNC threaded cutting screws (not included)
- Two-point: mounts with (4) #10-24 UNC screws (not included)
- Retrofits with most folding D-ring handles presently used

CAUTION: Compartment latch does not meet FMVSS 206 requirements.

Design Patent No. 390,443



030-1400 Paddle Handle

This flush mounted paddle is a redesign of our 030-0400 paddle handle for entrance doors on RV and specialty vehicles. Containing the same proven mechanical details as previous with a modernized look, it can be used in FMVSS 206 applications and features a remote pivot plate and lock cam actuation.

AVAILABLE:

- Lock can be keyed to match other TriMark door products with KeyOne™ Plus for a single-key system, keyed alike or provided non-locking
- Several pivot plate options are available to suit a wide variety of applications



MATERIAL:

- Sturdy zinc die cast alloy housing and paddle
- Steel components: zinc plated, mild steel



FINISH:

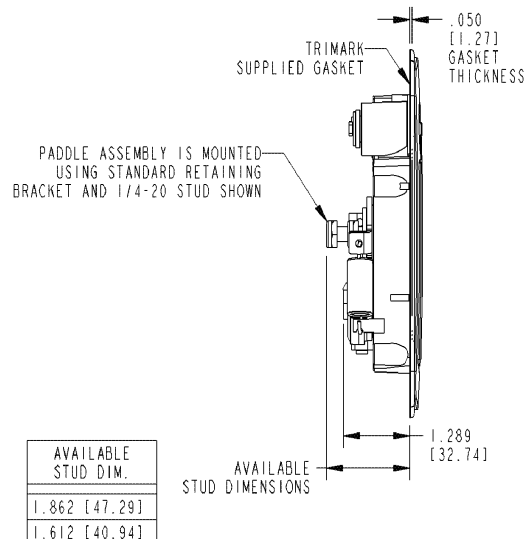
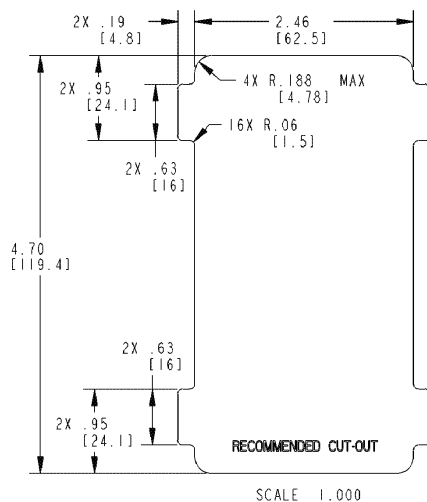
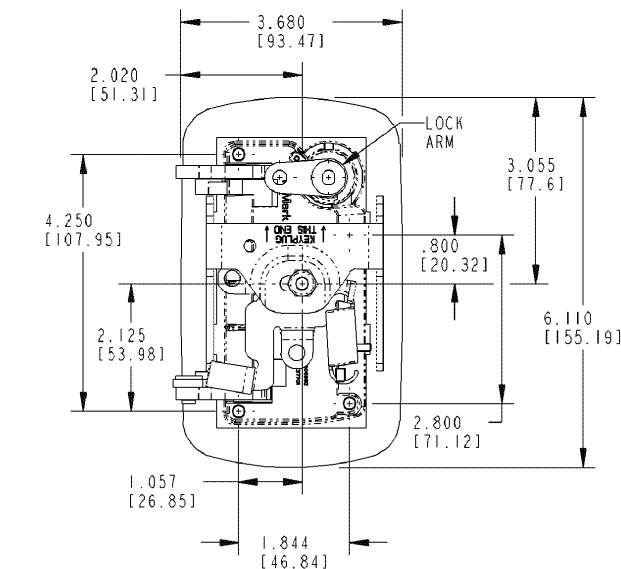
- Standard black powder coated, buffed copper-nickel-nickel-chrome plated or combination black powder coated housing and buffed chrome paddle

INSTALLATION:

- Handle is easy to install with supplied single 1/4-20 UNC nut and mounting bracket (mounting torque not to exceed 30 in-lbs [3.39N-m])
- Either handed version can be installed in a wide range of locations in both horizontal or vertical orientations (left hand shown)
- Retrofits with most 030-0400 flush paddle handles

NOTE: Meets FMVSS 206 locking requirements and may be used in FMVSS 206 applications pending TriMark application approval.

U.S. Patent No. 5,606,882
Design Patent No. D537,701



AVAILABLE STUD DIM.
1.862 [47.29]
1.612 [40.94]

030-1425 Paddle Handle

This redesigned product functions as a remote inside release and features a built-in lock lever and improved zinc die cast bezel for durability and ease of installation. It is also available in non-locking and power locking versions.

- Remote interior release and locking applications for on or off-highway
- Light to medium duty recommended
- Use with TriMark latch/logic mechanisms

FEATURES/BENEFITS:

- Offers modern automotive styling
- Built-in lock lever for added security
- Remote mounting provides versatility and flexibility

AVAILABLE:

- Right or left hand configurations (right hand shown)
- Cutout for power door lock
- Non-locking bezel also available
- As a complete assembly or separate components for application flexibility



MATERIAL:

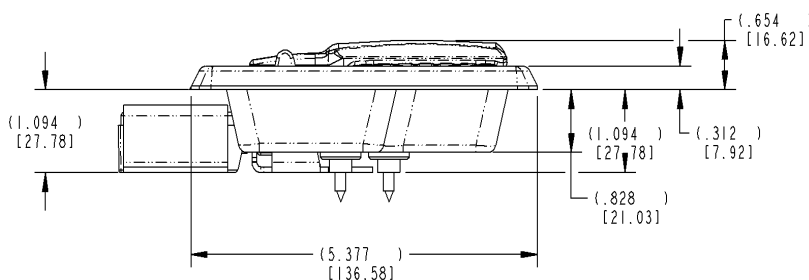
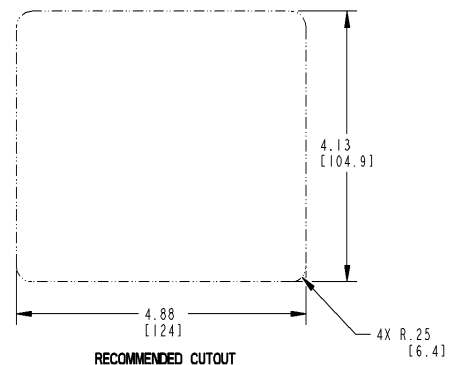
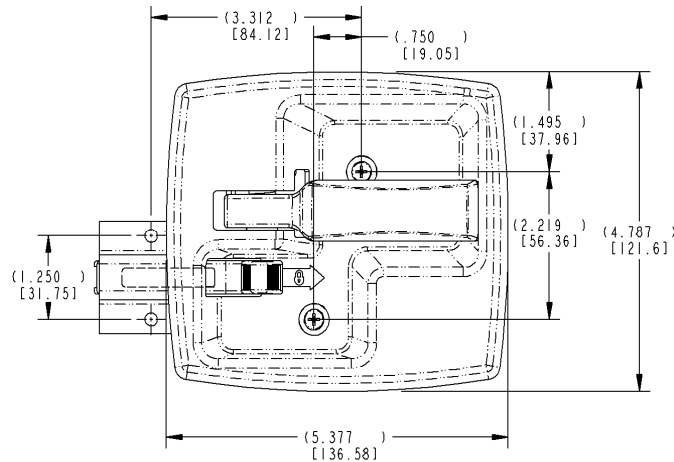
- Bezel and release lever die cast zinc alloy
- Lock lever -- engineered plastic
- Stamped steel mounting brackets

INSTALLATION:

- Fasteners supplied for mounting inside bezel

NOTE: Meets FMVSS 206 load requirements and may be used in FMVSS 206 application pending TriMark application approval.

**Design Patent No. D589,729
D588,895**



For more information visit
www.trimarkcorp.com

030-1450 2-Point Paddle Handle

This flush mounted paddle is a redesign of our 030-0450 paddle handle for compartment doors and entrance doors on RV and specialty vehicles. Containing the same proven mechanical details as previous with a modernized look, it can be used in FMVSS 206 applications, is power lockable and features 2-point remote pivot plate and lock cam actuation.



FEATURES/BENEFITS:

- Offers updated styling
- Paddle is rigid when locked
- Inside lock detail provides for multiple connection points for use of inside lock and/or powerlock actuation
- Molded rubber gasket for flange of housing provides resistance to water and dust infiltration

AVAILABLE:

- Lock can be keyed to match other TriMark door products with KeyOne™ Plus for a single-key system, keyed alike or provided non-locking
- Several 2-point pivot plate options are available to suit



INSTALLATION:

- Handle is easy to install with single ¼-20 UNC nut and supplied mounting bracket (Mounting torque not to exceed 30 in-lbs [3.39N-m])
- Either handed version can be installed in a wide range of locations in either horizontal or vertical orientations (left hand shown)
- Retrofits with most 030-0450 flush paddle handles

FINISH:

- Standard black powder coated, buffed copper-nickel-nickel-chrome plated or combination black powder coated housing and buffed chrome paddle

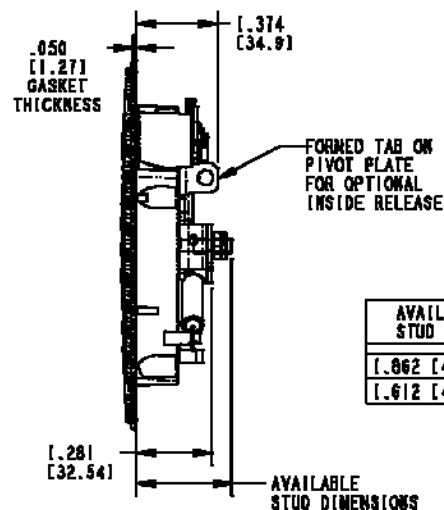
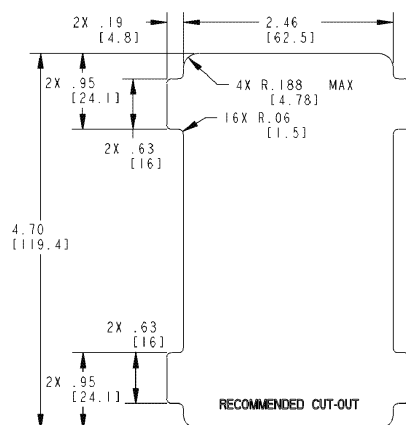
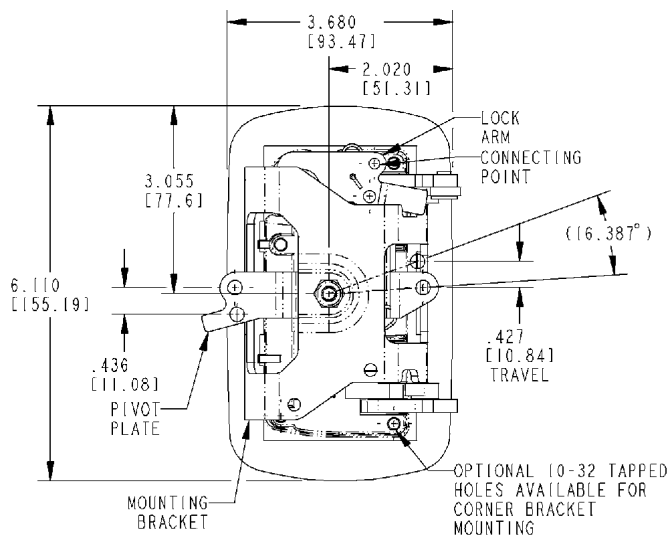
MATERIAL:

- Sturdy zinc die cast alloy housing and paddle
- Steel components: zinc plated, mild steel

NOTE: Meets FMVSS 206 locking requirements and may be used in FMVSS 206 applications pending TriMark application approval.

Design Patent No. D537,701

For more information visit
www.trimarkcorp.com



MOUNTING BRACKET NOT SHOWN
TriMark
www.trimarkcorp.com

Handles:
Paddle

65

030-2000 Two-Point Free Float Baggage Lock

Designed for recreational vehicle baggage doors, this product is available in black or copper-nickel-chrome plated finish and features a two-point bellcrank for remote actuation and is power lockable.

- Two-point assembly ideally suited to fit 1.25" (31.8mm) and thicker foam core doors with linkage release efforts up to 7 lbs (3.2 kg) per linkage rod

FEATURES/BENEFITS:

- Foam gasket on flange of housing provides resistance to water infiltration
- Paddle free-floats when locked
- Modern automotive styling
- Adaptable to powerlock actuation
- Paddle can be locked before door is shut
- Large handle provides comfortable finger access and greater ease of operation (ergonomics)

AVAILABLE:

- Handle can be keyed to match other TriMark RV door products with KeyOne™ Plus for a single-key system, keyed alike or provided non-locking
- Linkage rods available for your specific applications
- In right or left hand configurations (right hand shown)



MATERIAL:

- Sturdy zinc die cast alloy paddle and housing
- All steel parts (axles, pivot arm, pivot plate, lock cam): cold rolled steel with zinc plate clear chromate for corrosion resistance

FINISH:

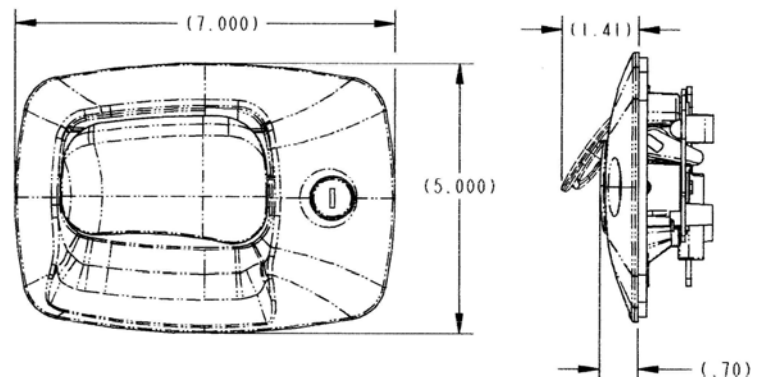
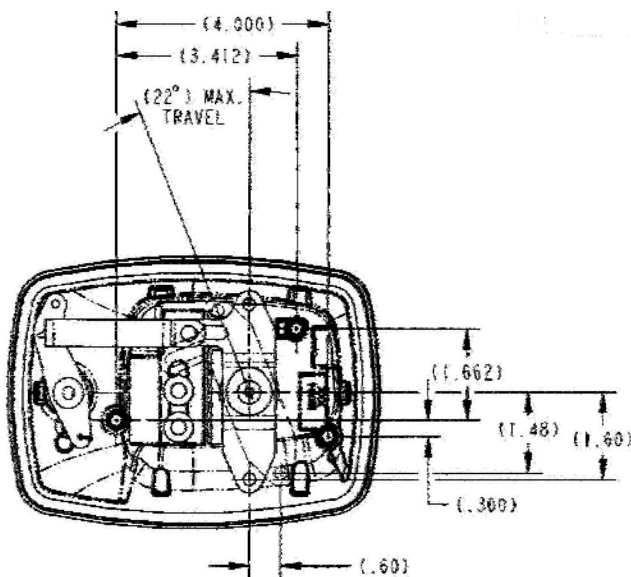
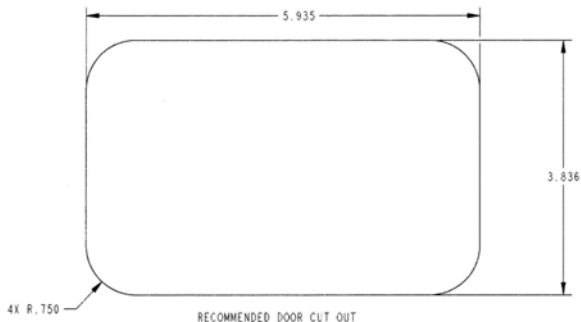
- Supplied black powder coated, this product can easily be painted over to match body colors
- Also available copper-nickel chrome plated

INSTALLATION:

- Easy drop-in installation
- Supplied with gasket already applied under recess in housing flange for simple, clean installation
- Mounts with (3) 1/4-20 UNC thread forming screws (not supplied)
- Optional mounting bracket and rod designed for easy installation of power actuation
- Either handed version can be installed in a wide range of locations in door — horizontal or vertical orientation

U.S. Patent No. 6,708,537

Design Patent No. D496,576



For more information visit
www.trimarkcorp.com

Handles:
Paddle

66

TriMark
www.trimarkcorp.com

060-0201 / 060-0251 Trailer Latch

This trailer latch was specifically designed for entrance, baggage and compartment doors for recreational vehicles including motor homes and travel trailers. It features a modern styled paddle and provides a single reversible key system with TriMark's KeyOne™ Plus system.

- All doors with thickness of 1-1/4" (31.8mm) to 1-1/2" (38.1mm) (other door thicknesses available -- please inquire)
- Universal applications--either right or left handed

FEATURES/BENEFITS:

- Paddle can be locked before door is shut
- Paddle is rigid when locked
- Automotive styling
- Comfortable finger access
- Inside assist for easy door closing
- Water resistant
- Master keying is standard for paddle key cylinder


AVAILABLE:

- With optional built-in dead bolt (060-0251 Series)
- Reversible key for ease of operation
- With or without inside release (060-0201 Series)
- Reverse plunger for inward swinging doors (optional)
- Lock can be keyed to match other TriMark door products with KeyOne™ Plus for a single-key system, keyed alike or provided non-locking



MATERIAL:

- Major components: die cast zinc alloy
- Strike plate (standard version): die cast zinc alloy
- Strike plate (optional dead bolt version): steel or non-corrosive stainless steel
- Non-metallic plunger



060-0251 Trailer Latch

060-0251 Trailer Latch
With Dead Bolt

FINISH:

- Black powder coated or white
- Copper-nickel chrome plated
- Strike plate (standard version): black powder coating
- Strike plate (optional deadbolt version): zinc plated

INSTALLATION:

- Requires (4) #8-32 thread forming fasteners (Available --please inquire)

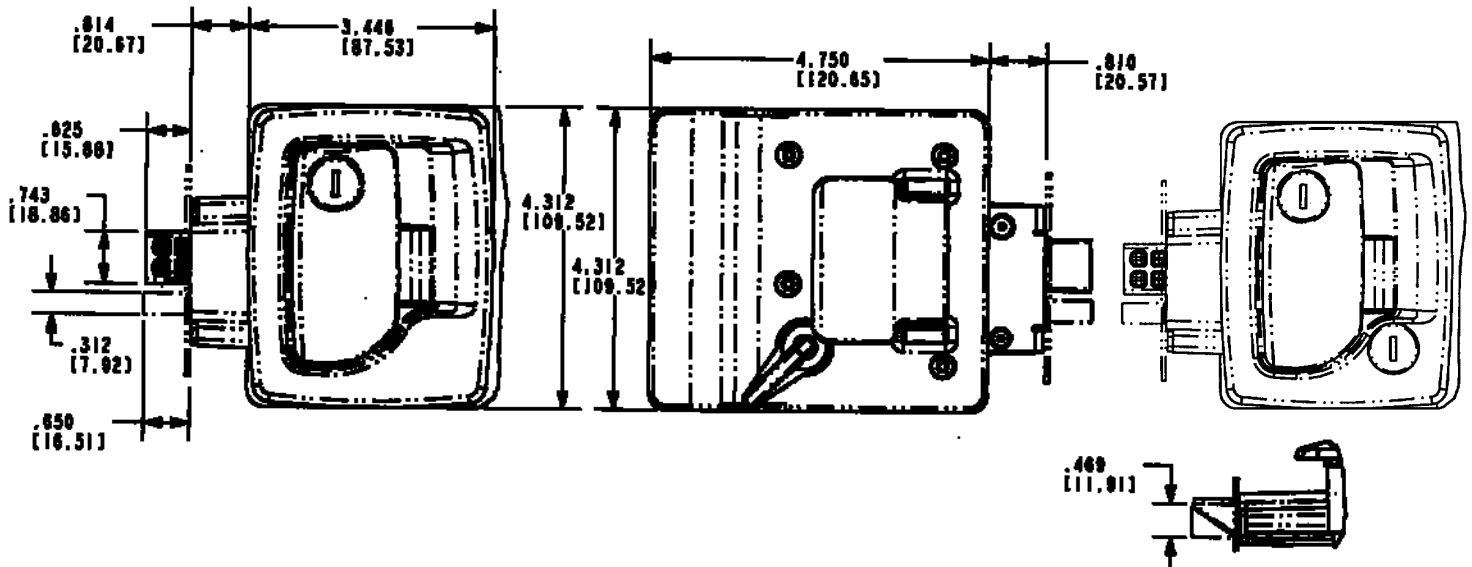
060-0251 Series Dead Bolt Features

- Built-in dead bolt eliminates the need for an add-on residential type dead bolt
- Requires the same cut-out detail as the standard latch assembly (060-0200/0250/0201)
- Same fasteners may be used for all versions
- Dead bolt locks into the fully extended position for true dead bolt functioning
- Master keying is standard for paddle key cylinder

CAUTION: Latch does not meet FMVSS 206 load requirements

U.S. Patent No. 6,409,234
5,927,773

Design Patent No. D419,421



060-0475 Flush Baggage Door e-LOCK

This baggage door lock was specifically designed for baggage and compartment doors for recreational vehicles including motor homes and travel trailers. It features a modern styled paddle and offers the use of power door lock actuation. It is available with multi-point functionality or as a single point with either a zinc or plastic plunger.

FEATURES/BENEFITS:

- Offers modernized styling
- Allows the use of power door lock actuation
- Large handle provides comfortable finger access and greater ease of operation (ergonomics)
- Single point zinc or plastic plunger or multi-point functionality works with TriMark rotary or plunger latches in doors 1.187" (30.1mm) and thicker
- Multi-point handle can be mounted in vertical or horizontal orientations and is able to actuate latches at the sides and also the top and bottom of the door
- Paddle can be locked before the door is closed (slam action)

FINISH:

- Supplied painted in a low gloss black finish, the product can be easily painted over to match body colors
- Also available copper-nickel chrome plated

MATERIAL:

- Sturdy zinc die cast alloy housing, paddle and plunger
- All parts (axles, pivot arm, pivot plate, lock cam): cold rolled steel with zinc plate, clear chromate for corrosion resistance
- Engineering plastic used for plunger bolt drive end and plunger bolt (when specified) has lower coefficient of friction, reducing closing and operating efforts



AVAILABLE:

- With or without plunger bolt for one or multi-point operation
- Single point version is available with a zinc or plastic plunger
- Lock can be keyed to match other TriMark door products with KeyOne™ Plus for a single-key system, keyed alike or provided non-locking
- Housing flange and internal gaskets provided for resistance to water and dirt infiltration
- Linkage rods available for your specific applications

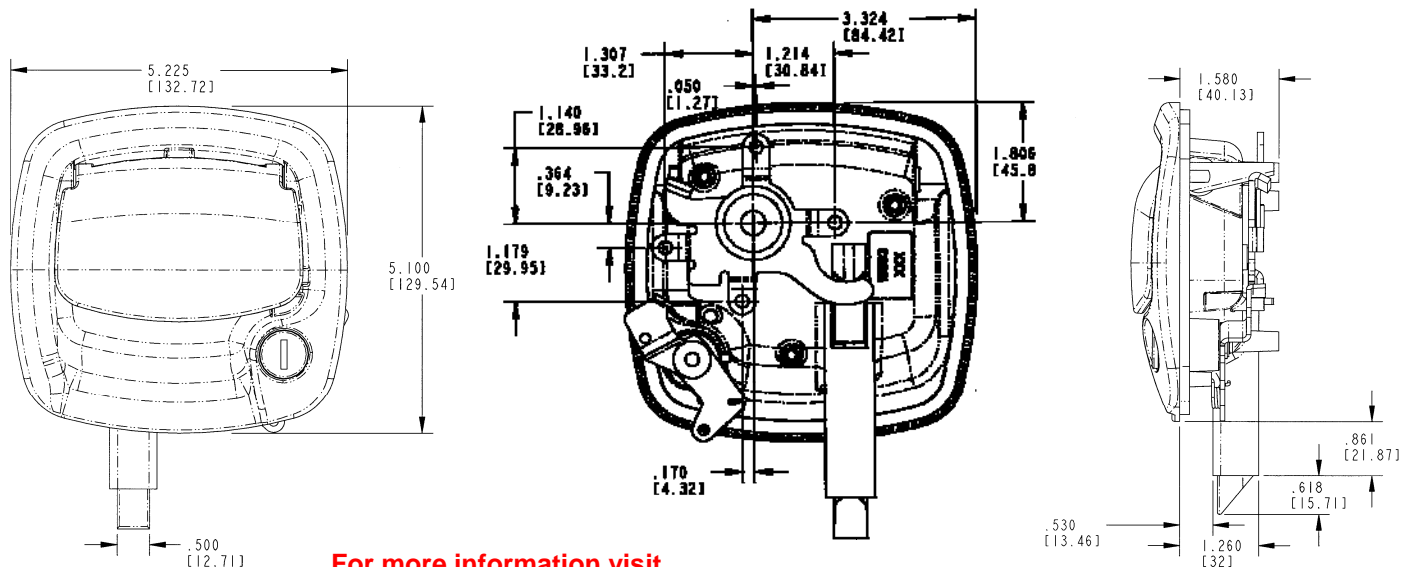


INSTALLATION:

- Handle is easy to install with (3) #8-32 thread forming fasteners (supplied separately)
- Optional mounting bracket and rod allows the power actuator to mount to the handle for ease of installation
- Supplied with gasket already applied under recess in housing flange for simple, clean installation

U.S. Patent No. 7,232,162

Design Patent No. D519,823



For more information visit
www.trimarkcorp.com

060-0600 / 060-0650 Motor Home Entrance Door Hardware

Designed for motor home entrance doors, this product provides easy installation with a through sandwich mounting. It features a low cost plunger style latch and is compliant to FMVSS 206. The 060-0650 includes a built-in dead bolt for additional security.

- Motor home entrance doors with thickness of 1.390" (35.3mm) to 1.600" (40.6mm). (Different inside plates are required to facilitate range of door thicknesses. Please identify when inquiring.)
- Universal applications--either right or left handed

FEATURES/BENEFITS:

- Paddle can be locked before door is shut
- Paddle is rigid when locked
- Automotive styling
- Comfortable finger access
- Inside assist for easy closing
- Serviceable shuttered key cylinder
- Built-in dead bolt eliminates the need for an add-on residential type dead bolt
- Dead bolt locks into the fully extended position for true dead bolt functioning (060-0650)
- Strike plate: heat treated and zinc plated steel

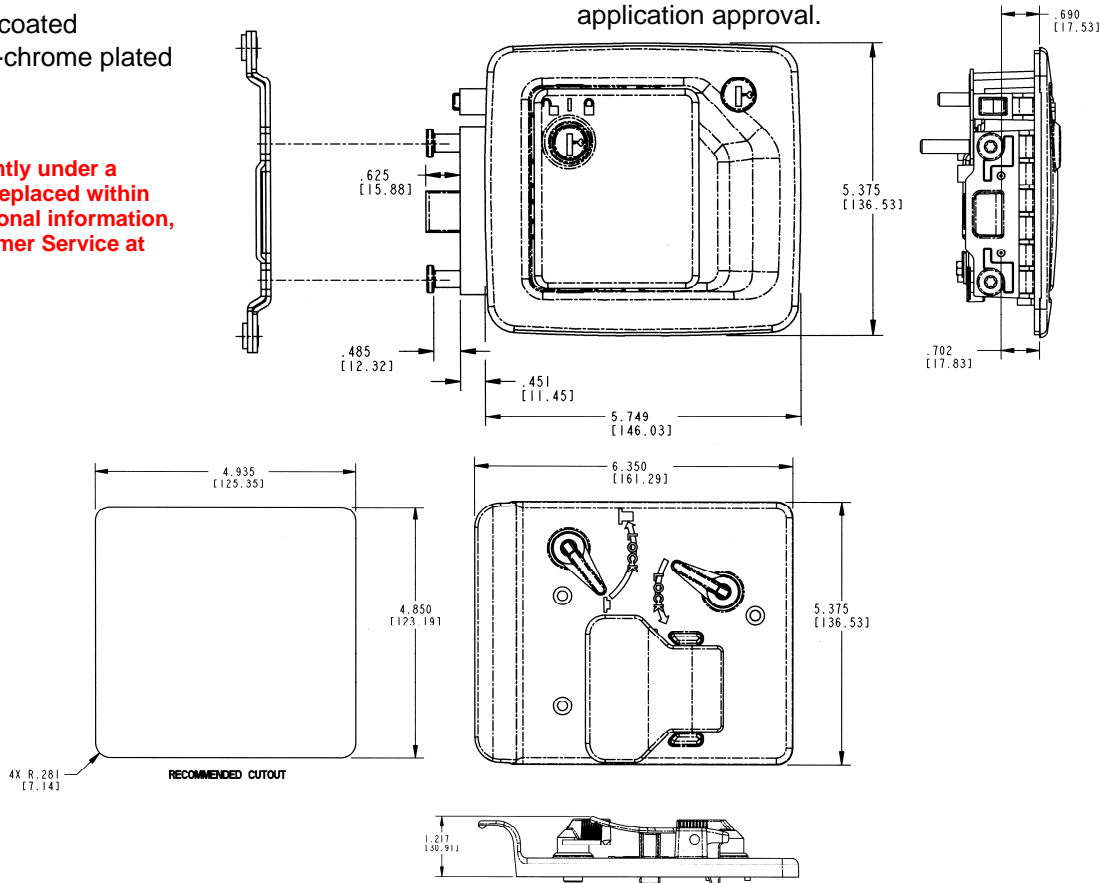
AVAILABLE:

- With optional built-in dead bolt (060-0650)
- Master keyed paddle keycylinder. Non-master keyed dead bolt

FINISH:

- Black powder coated
- Copper-nickel-chrome plated

This product is currently under a redesign and will be replaced within 12 months. For additional information, please contact Customer Service at 1-800-447-0343.



060-0600 Motor Home Entrance Door Hardware



060-0650 Motor Home Entrance Door Hardware With Dead Bolt



MATERIAL:

- Housing, inside plates, paddles, plunger bolt and certain lock actuating components: die cast zinc alloy
- Strike plate: heat treated and zinc plated steel

INSTALLATION:

- #10-24 UNC mounting screws (not included). Recommended torque 10 in./lbs. (1.1 N-m) 1/4-20 UNC grade 5-type fasteners for strike plate installation recommended
- Supplied with gasket already applied under recess in housing flange
- Sandwich mount installation does not require any linkage rods

NOTE: Meets FMVSS 206 load requirements and may be used in FMVSS 206 applications pending TriMark application approval.

Handles:
Paddle

72

020-0700 Flush Pull Handle

This pull handle was specifically designed for compartment and entrance doors for heavy truck, service truck, ambulance, fire/rescue and off-highway vehicles. It offers ergonomic function and styling, is adaptable for power door lock actuation and has a "free-floating" handle when locked.

- Class 7-8 trucks
- Utility bodies
- Off-highway vehicles (light duty)

FEATURES:

- Ergonomic function and styling
- Can be keyed to match common ignition locks (not included - please inquire)
- Paddle is "free-floating" when locked and used with appropriate latch/linking with lock logic
- Adaptable for power door lock actuator
- Interior or exterior applications
- Housing flange and internal gaskets provided for resistance to water and dirt infiltration

MATERIAL:

- Housing: glass reinforced black nylon, brass threaded mounting studs
- Handle: glass reinforced black nylon
- Pivot plate: mild steel



FINISH:

- Black housing, black nylon handle
- Zinc plated clear chromate steel components

AVAILABLE:

- Right and left hand configurations (right hand shown)
- Locking and non-locking

INSTALLATION:

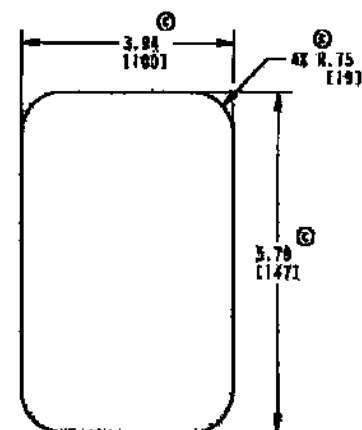
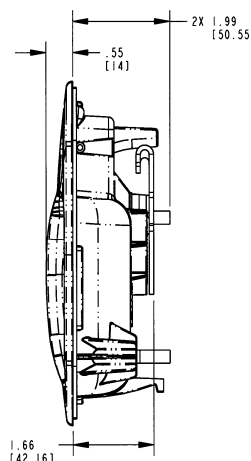
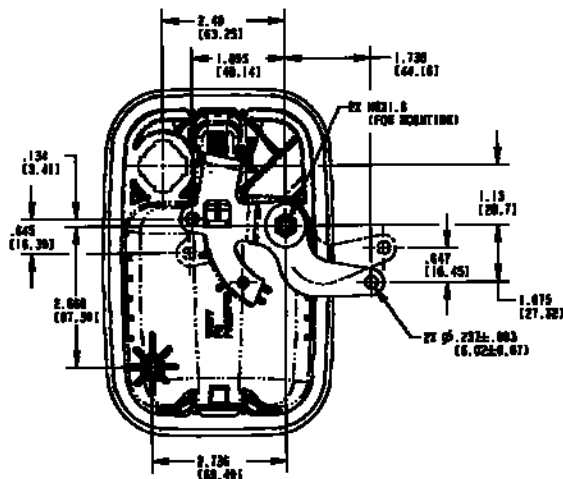
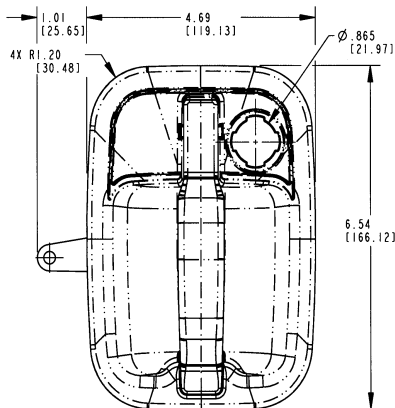
- Easy mounting with (2) M6 nuts
- Recommended mounting fastener torque 30-40 in-lbs (3.3-4.4 N-m)
- Either horizontal or vertical orientation
- Non-handed standard mounting bracket (sold separately)

NOTE: Meets FMVSS 206 locking requirements and may be used in FMVSS 206 applications pending TriMark application approval.

U.S. Patent No. 6,802,544

6,805,388

Design Patent No. D489,957



RECOMMENDED CUTOUT

For more information visit
www.trimarkcorp.com

020-0800 Surface Mounted Pull Handle

Designed specifically for off-highway vehicle applications that require a surface mounted exterior handle. This product allows greater ease of operation (ergonomics) than conventional push button or paddle handles and offers robust construction and rugged styling for a very cost effective price in a new handle category.

- Medium to heavy weight doors for off-highway vehicle applications
- Doors with high door seal loads or applications where a surface mounted pull type handle is more desirable than a push button or paddle handle

FEATURES/BENEFITS:

- Full gloved hand clearance
- Exterior surface mount along with the configuration of the actuator allows for mounting in any orientation
- Provides for greater ease of operation (ergonomics) than conventional push button or paddle handles
- Readily adaptable to a variety of door thickness with adjustable connecting link assembly
- Handle is rigid when locked

MATERIAL:

- Handle: glass reinforced nylon
- Brass threaded inserts



AVAILABLE:

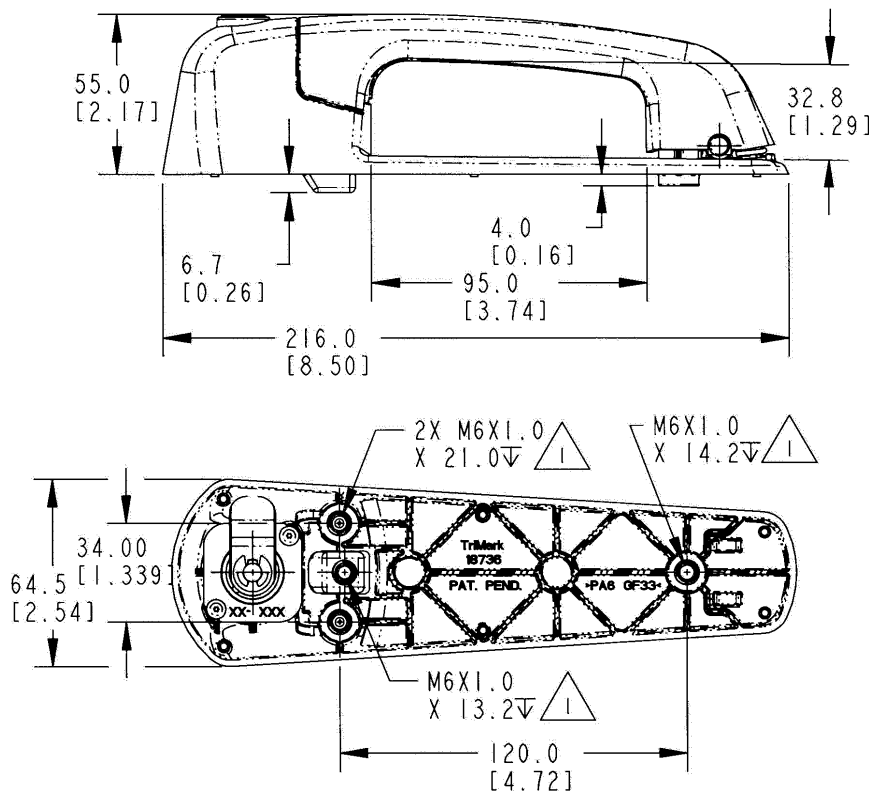
- Can be keyed alike with most single and reversible key systems
- With gaskets and spacers to facilitate mounting and provide resistance to water and dirt infiltration
- Connecting link assembly

INSTALLATION:

- Mounts against glass with only 2 holes or steel with conventional mounting (see recommended hole pattern)
- Installed with (3) M6 X 1.0 bolts (not included)
- Recommended mounting fastener torque to be 5.6-6.7 N-m (50-59 lbf-in)

CAUTION: Handle does not meet the locking requirements for FMVSS 206

Design Patent No. D506,377



020-0850 e-LOCKING Pull Handle

TriMarks' NEW 020-0850 e-LOCKING Pull Handle for off-road applications allows power locking/unlocking via a switch, remote RF FOB or keypad. Based on the proven 020-0800, this robust pull handle brings a new automotive function and convenience to your cabs and enclosures.

- Medium to heavy-duty agricultural and construction personnel doors
- Off-highway vehicle applications that require a direct release surface mounted exterior pull handle

FEATURES/BENEFITS:

- Provides for greater ease of operation (ergonomics) than conventional push button or paddle handles; includes gas-assist molded handle
- Provides the ability to remotely lock the exterior pull handle
- Handle is rigid when locked
- KeyOne™ Plus lock cylinder can be keyed alike with most single and reversible key systems
- Readily adaptable to a variety of door thickness with adjustable connecting link assembly
- PTC overload to protect motor against excessive heating



AVAILABLE:

- With perimeter gasket and spacers to facilitate mounting and provide resistance to water and dirt infiltration
- Non-power locking version



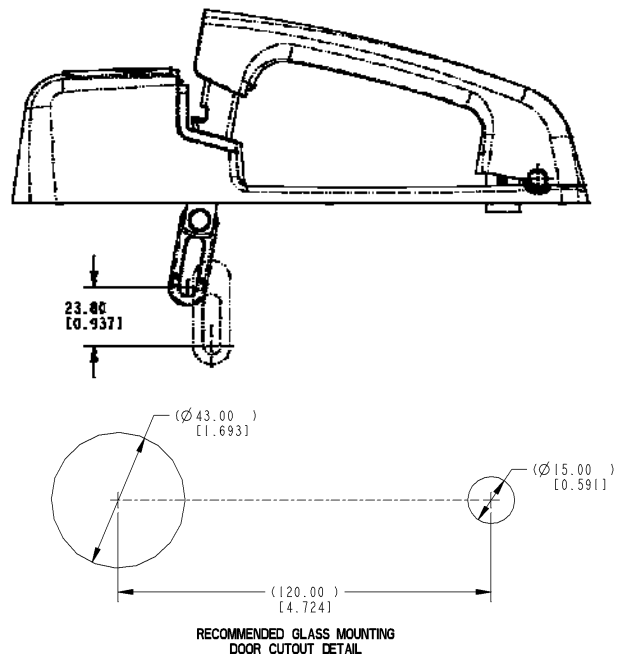
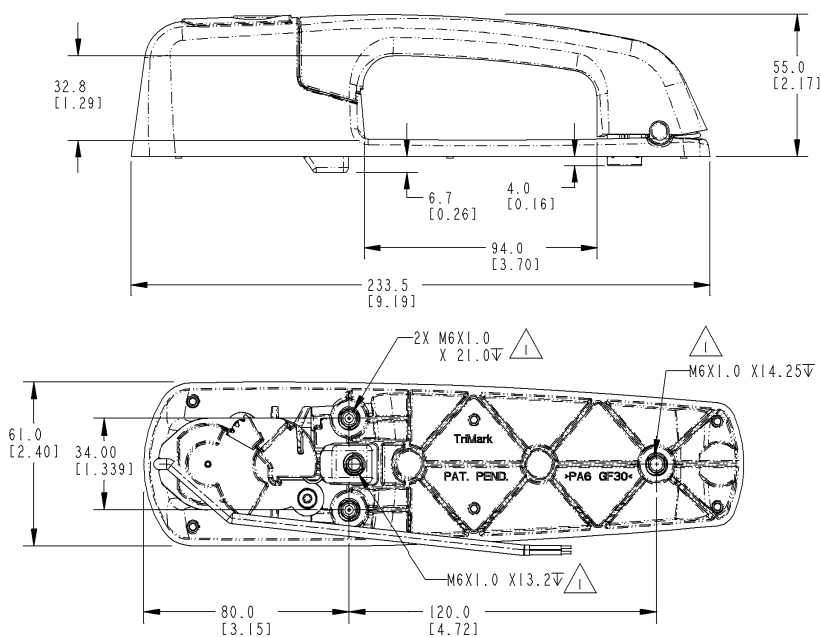
MATERIAL:

- Handle and base: glass reinforced nylon
- Threaded inserts: brass

INSTALLATION:

- Same mounting pattern as 020-0800 Pull Handle — mounts against glass with only 2 holes or steel with conventional mounting
- Installed with (3) M6 X 1.0 bolts (not included)
- Recommended mounting fastener torque to be 5.6-6.7 N-m (50-59 lbf-in)
- Wire length is 200mm
- Connector customization is available

Patent Pending



NOTES: UNLESS OTHERWISE SPECIFIED;

△ RECOMMENDED APPLICATION TORQUE TO BE 5.6-6.7 N-m [50-59 Lbf-IN].

020-1100 Remote Pull Handle

This new product is designed for entrance doors on RV and specialty vehicles where it is desirable to have the exterior handle remotely mounted from the inside release and rotary latch. It features a large automotive styled exterior pull handle and latch mechanism and is adaptable for power locking.

- Entrance doors with thickness of 1-1/2" (38.1mm) minimum

FEATURES/BENEFITS:

- Smooth opening/closing action
- Comfortable finger access
- Adaptable for power door lock actuation
- Non-handed design--the pull handle can be mounted in vertical or horizontal orientations
- Molded gasket for flange of housing and paddle leg provides resistance to water infiltration

AVAILABLE:

- Master keyed lock key cylinder
- Lock can be keyed to match other TriMark door products with KeyOne™ Plus for a single-key system, keyed alike or provided non-locking
- Non-locking version
- Molded gasket for flange of housing provides resistance to water infiltration



INSTALLATION:

- Easy to install with 4 - #8-32 UNC mounting screws (not included)
- Recommended mounting torque 30 in/lbs

MATERIAL:

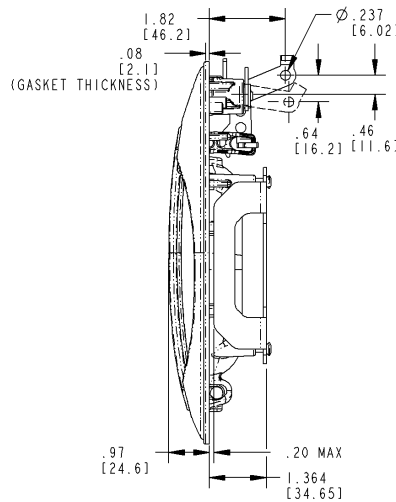
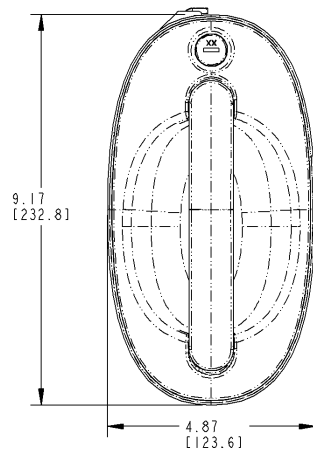
- Sturdy die cast zinc alloy paddle and housing
- Molded gaskets (included)

FINISH:

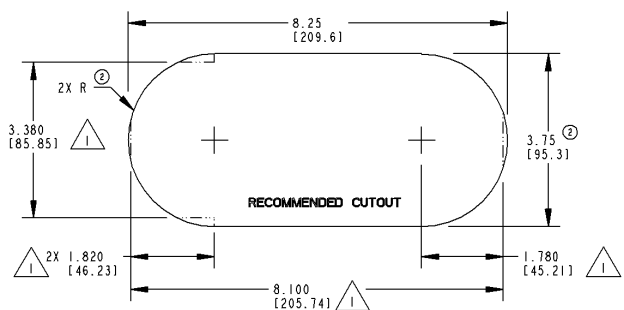
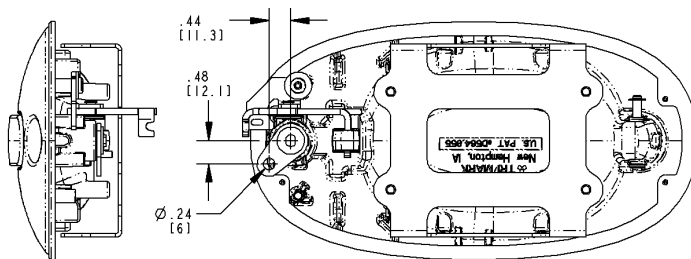
- Black powder coated housing with black powder coated or chrome plated handle
- Optional chrome plated housing

NOTE: Meets FMVSS 206 locking requirements and may be used in FMVSS 206 applications pending TriMark application approval.

Design Patent No. D564,855



For more information visit
www.trimarkcorp.com



△ ALTERNATE CUTOUT OPTION.

Handles:
Pull Type

76

TriMark
www.trimarkcorp.com

020-1150 Two-Point Free Float Pull Handle

This new product is designed for entrance doors on RV and specialty vehicles where it is desirable to have the exterior handle remotely mounted from the inside release and rotary latch. It features a large automotive styled exterior pull handle and is adaptable for power locking.

DESIGNED FOR:

- Entrance and compartment doors with thickness of 2" (50.8mm) minimum

FEATURES/BENEFITS:

- Automotive style pull handle and latch mechanism
- Smooth opening/closing action
- Comfortable finger access
- Adaptable for power door lock actuation
- Non-handed design
- The pull handle can be mounted in vertical or horizontal orientation
- Molded gasket for flange of housing and paddle leg provides resistance to water infiltration

AVAILABLE:

- Master keyed lock key cylinder
- Lock can be keyed to match other TriMark door products with KeyOne Plus for a single-key system, keyed alike or provided non-locking



The 020-1150 is not available for sale to the ambulance market or any patient transport vehicle until further notice.

INSTALLATION:

- Easy to install with (4) #8-32 UNC mounting screws (not included)
- Recommended mounting torque 30 in/lbs (3.4 N-m)

FINISH:

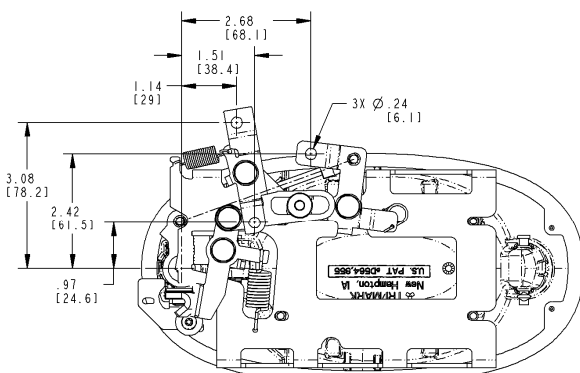
- Black powder coated housing with black powder coated paddle or chrome plated paddle
- Optional chrome plated housing

MATERIAL:

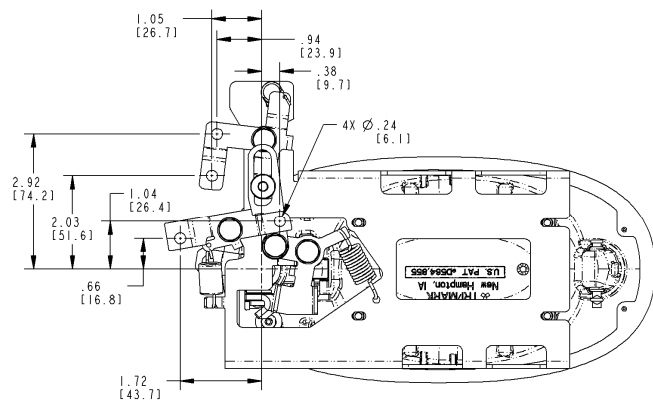
- Sturdy die cast zinc alloy paddle and housing
- Molded gaskets (included)

Meets FMVSS 206 locking requirements and may be used in FMVSS 206 applications pending TriMark application approval.

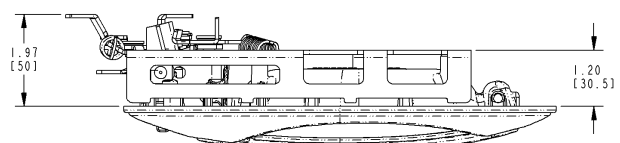
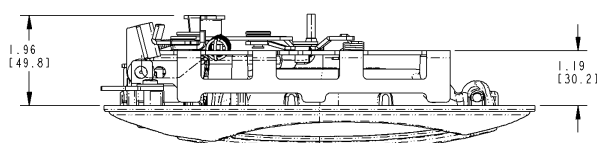
Design Patent No. D564,855



Horizontal Handle Mounting With Horizontal Rod Pull



Horizontal Handle Mounting With Vertical Rod Pull



040-0100 Push Button Handle

DESIGNED FOR:

- Off-highway applications -- construction, mining, agricultural
- Outside latch release
- Entry assist

FEATURES/BENEFITS:

- Frictionless push button seal
- Flow through self-cleaning design
- Readily adaptable to a variety of door thickness with a 1/4" diameter capscrew

MATERIAL:

- Die cast zinc alloy

FINISH:

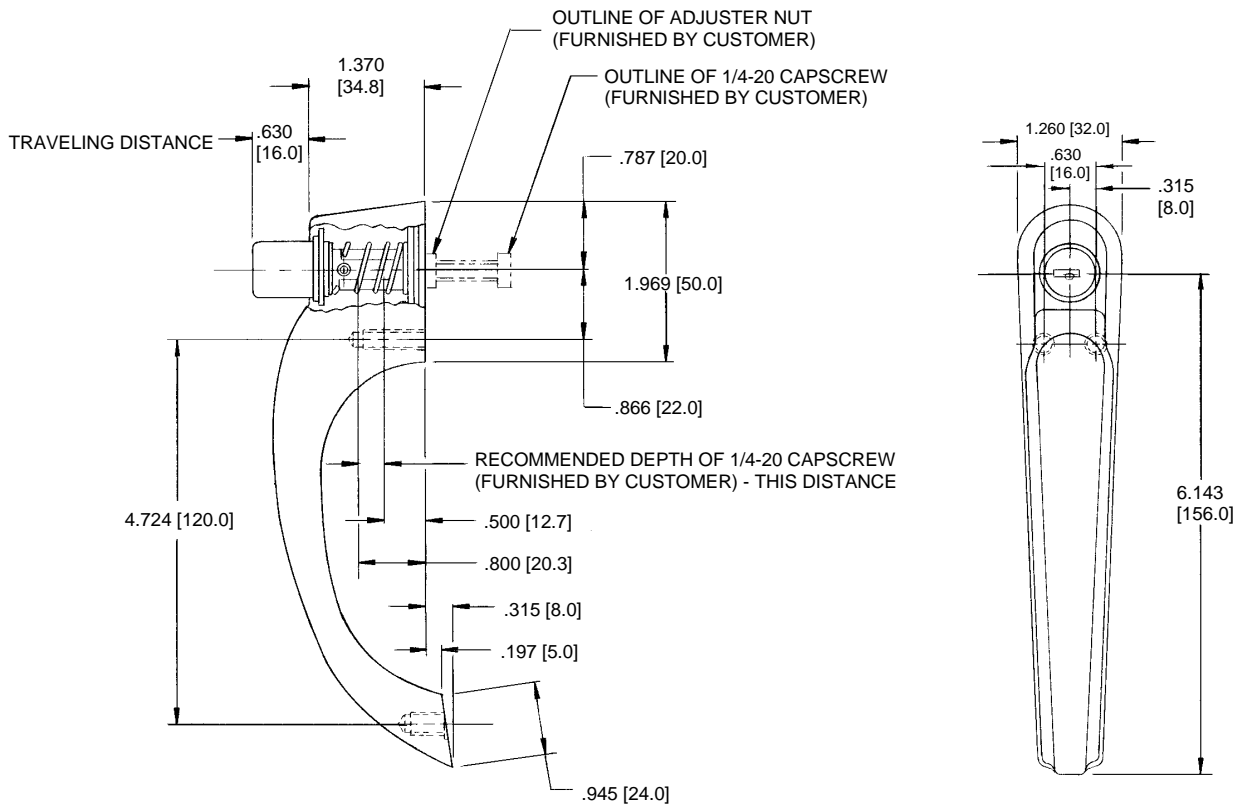
- Black powder coated
- Copper-nickel-chrome

INSTALLATION:

- Installed with (3) M6x1 bolts
- Spacers are available to mount the handle on a flat surface



For more information visit
www.trimarkcorp.com



040-0300 Non-Metallic Push Button Handle

This handle was specifically designed for off-highway vehicle applications that require a surface mounted exterior push button handle. It offers robust construction and ergonomic function in a rugged engineering grade plastic.

- Off-highway applications -- construction, mining, agricultural
- Outside latch release

FEATURES/BENEFITS:

- Frictionless push button seal
- Flow through self-cleaning design
- Readily adaptable to a variety of door thicknesses with a 1/4" diameter capscrew
- Mounts against glass with only 2 holes (see next page)
- Available keyed alike or keyed random

MATERIAL:

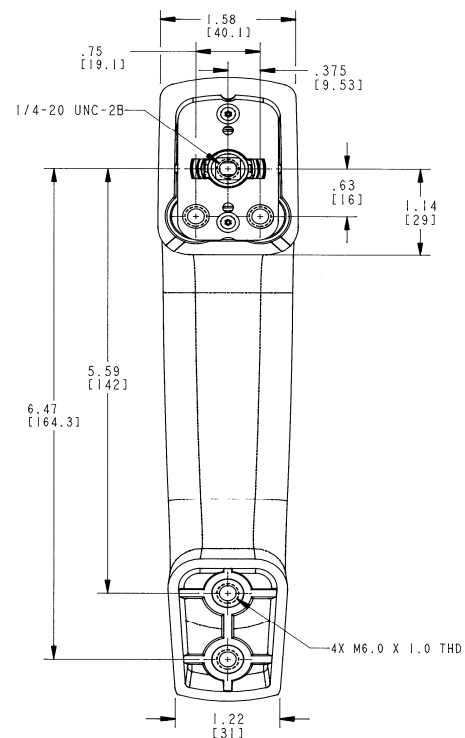
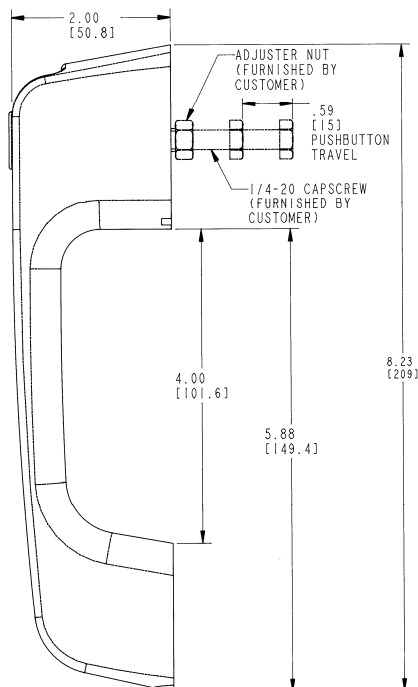
- Glass reinforced nylon
- Brass threaded inserts

INSTALLATION:

- Installed with (3) M6 X 1 bolts (not included)



For more information visit
www.trimarkcorp.com



040-0600 TriMount Push Button Handle

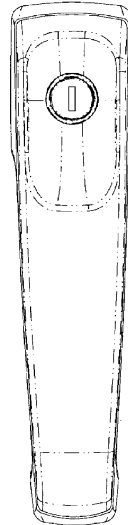
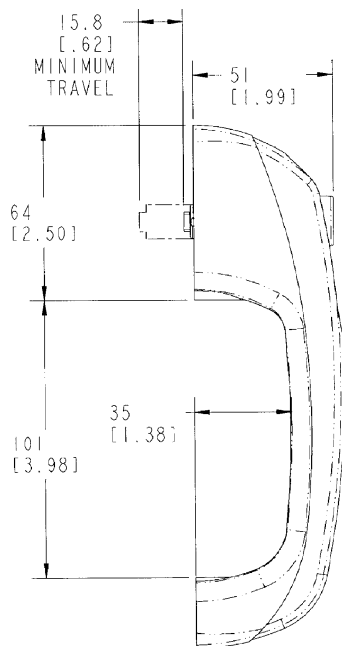
The 040-0600 TriMount Push Button Handle was specifically designed for off-highway vehicle applications that require a surface mounted exterior push button handle with 120mm or 163mm mounting pattern. It is retrofits with most European push button handles and offers robust construction, ergonomic function and styling for a very cost effective price.

FEATURES/BENEFITS:

- Retrofittable with most European push button handles
- Universal mounting is available in 3 different mounting configurations: 2 bolt 120mm, 3 bolt 120mm and 2 bolt 163mm mounting
- Frictionless push button seal
- Readily adaptable to a variety of door thickness with an adjustable bolt and nut
- Full gloved hand clearance
- 15.88mm (.625) button travel
- Easy to operate (ergonomics)

MATERIAL:

- Handle: glass reinforced nylon
- Brass threaded inserts



AVAILABLE:

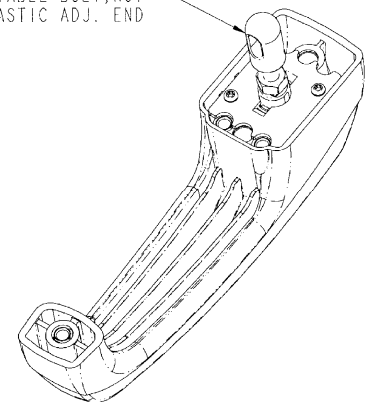
- Can be keyed alike with most single and reversible key systems or non-locking configurations
- Locked rigid or free-floating versions
- With bezels or gasket sets to facilitate mounting and provide resistance to water and dirt infiltration (sold separately)

INSTALLATION:

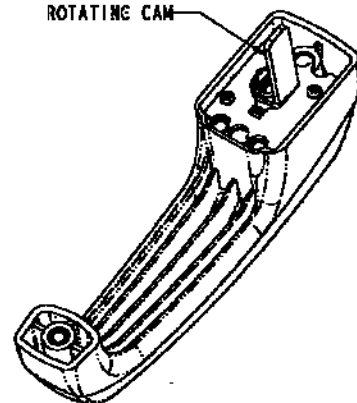
- Installed with (2 or 3) M6 X1.0 bolts (not included)
- Mounts against glass with only 2 holes
- Recommended mounting fastener torque to be 5.6 - 6.7 N-m (50-59 lbf-in)

Design Patent No. D461,391

ADJUSTABLE BOLT, NUT
AND PLASTIC ADJ. END



ROTATING CAM



For more information visit
www.trimarkcorp.com

040-0700 Lift and Latch Handle

The 040-0700 Lift and Latch Handle is designed to operate on back hoe loader and excavator vertical opening windows for full unobstructed vision. Latching is provided in the 'fully open' or overhead position, and in the 'closed' front latched position. This integrated latching and handle solution features full gloved hand clearance, one-touch action release and slam action retention providing safe and secure operation.

DESIGNED FOR:

- Medium to heavy-duty on-highway vehicle vertical windows where movement up and over is designed

FEATURES/BENEFITS:

- Easy to operate (ergonomics), operator handle is gas injected which gives automotive feel and appearance
- 12mm plunger travel provides secure engagement into window tracks
- Right and left hand configuration is sold as a pair
- Manufactured in injection molded engineered plastic to save weight
- Lower cost compared to zinc die cast versions

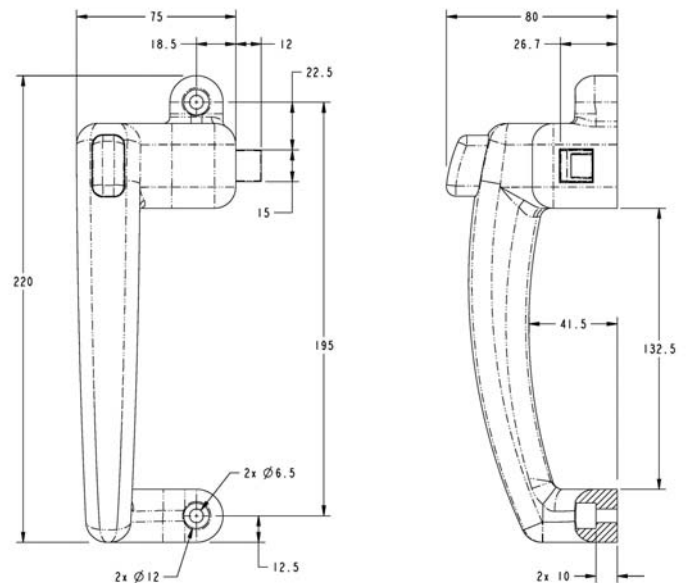
MATERIAL:

- Handle/Plunger: Glass reinforced nylon

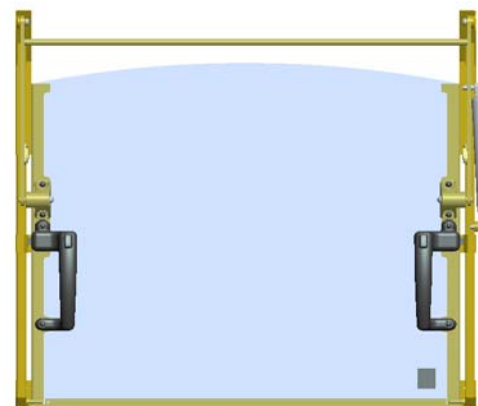


INSTALLATION:

- Push button handle with 195mm mounting pattern — retrofits with most European up and over handles
- Installs easily with (4) M6 mounting fasteners (not included)



For more information visit
www.trimarkcorp.com



040-1400 Push Button Center Control

This handle was designed for toppers, lift-gate and baggage doors and features a push button actuation and a two-point bellcrank linkage. Installation is easy with either a threaded panel nut or spring clip.

- Door thickness up to 1/4" (6.35mm)

FEATURES/BENEFITS:

- Push button actuation versus typical twist action
- Durable and weather resistant construction
- Ergonomically shaped finger pull
- Housing flange gasket, push button o-ring and shuttered keyplug for reducing water and dirt infiltration
- Bypass lock mechanism allows push button to free-travel when locked for added security

INSTALLATION:

- 1-1/8" (28.6mm) panel nut to secure escutcheon to the door
- Spring clip to attach linkage to escutcheon

MATERIAL:

- Housing, push button and mounting nut: die cast zinc
- Linkage, finger pull and lock cam: mild steel



FINISH:

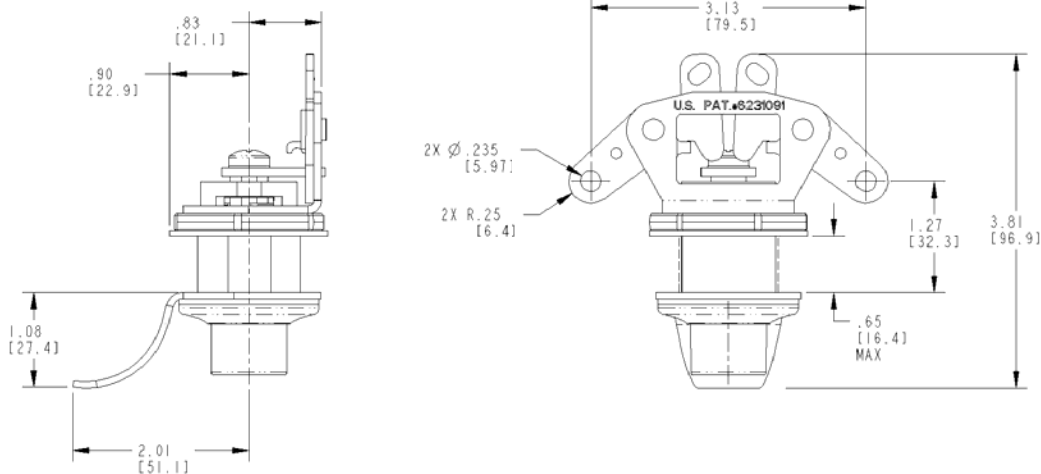
- Escutcheon and finger pull: black powder coated
- Push button: buffed chrome or black powder coated
- Steel components: zinc plated with chromate conversion coating

AVAILABLE:

- Custom finger pulls (please inquire)
- Optional anti-spin washer
- Keyed random. Over 50 key codes available
- Without bellcrank linkage as stand alone push button

U.S. Patent No. 6,231,091

For more information visit
www.trimarkcorp.com



010-0100 Release Lever

Designed for an inside release for the use on L-handles, this product offers a simple low cost handle for use on rotating drive bar applications.

AVAILABLE:

- With 5/16" square hole at 90 degree and 45 degree orientation

MATERIAL

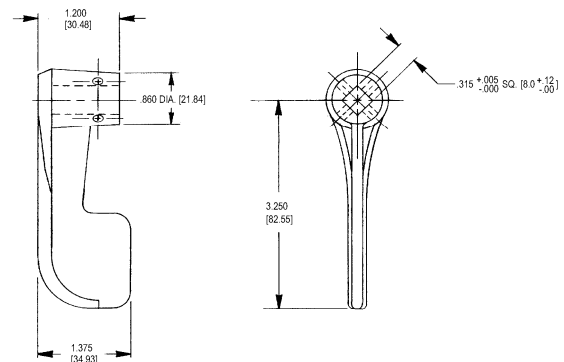
- Die cast zinc alloy

FINISH:

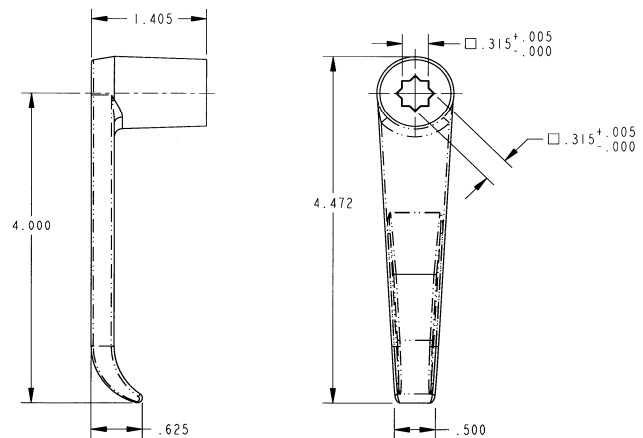
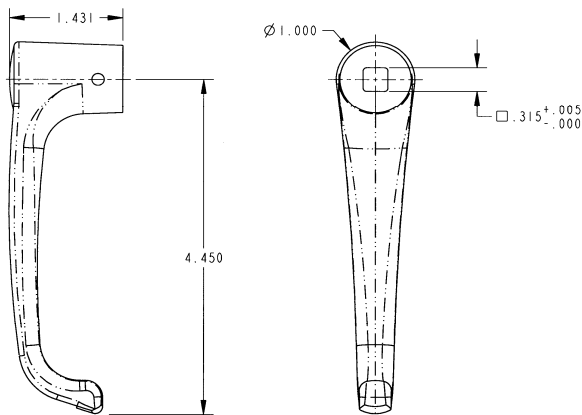
- Mill—un-plated
- Copper-nickel chrome plated
- Black powder coated

INSTALLATION:

- .156" (4.0mm) diameter roll pin (not included)
- 5/16" diameter set screw



For more information visit
www.trimarkcorp.com



010-0200 Non-Locking / 010-0300 Locking L-Handle

Non-locking L handles provide simple interior/exterior rotating handle functions for surface mounted applications.

- General purpose use for off-highway cab doors or storage, compartment and access doors for on or off-highway applications

FEATURES/BENEFITS:

- Ample finger clearance
- Easily installed with oval or flat head No. 10 fasteners (not included)
- Locking L-handle assembly provides 360° rotation and locks at 90° increments

AVAILABLE:

- Mounting hole patterns and escutcheons (bases) for different finger clearances
- Drive bar lengths, with or without holes or threaded rods
- Keyed CH751 and other key codes
- Drive bar attached to handle by drilling and pinning
- Locking or non-locking:
 - Standard finger clearance (Type 1 and 2)
 - Extended finger clearance (Type 4)
 - Low profile (Type 3)
- 1.50 (3.81mm) or 1.75 (4.45mm) mounting hole spacing



FINISH:

- Handle and escutcheon: copper-nickel chrome plated; or black powder coated
- Drive bar: mill finish

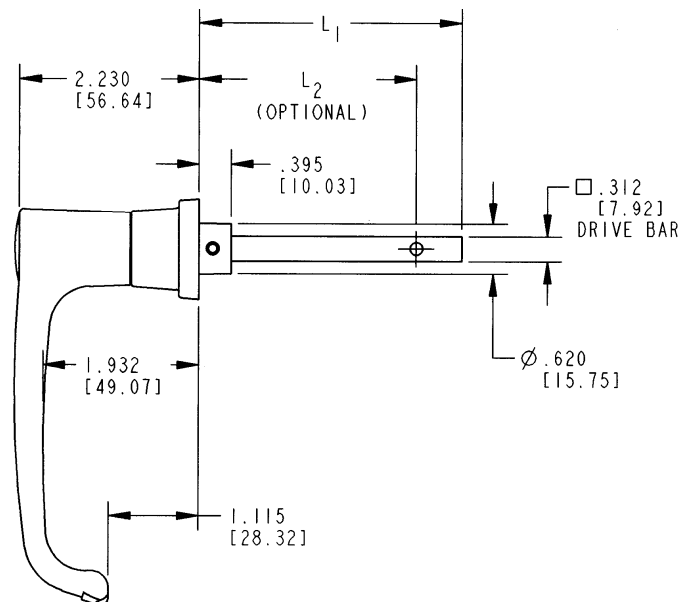
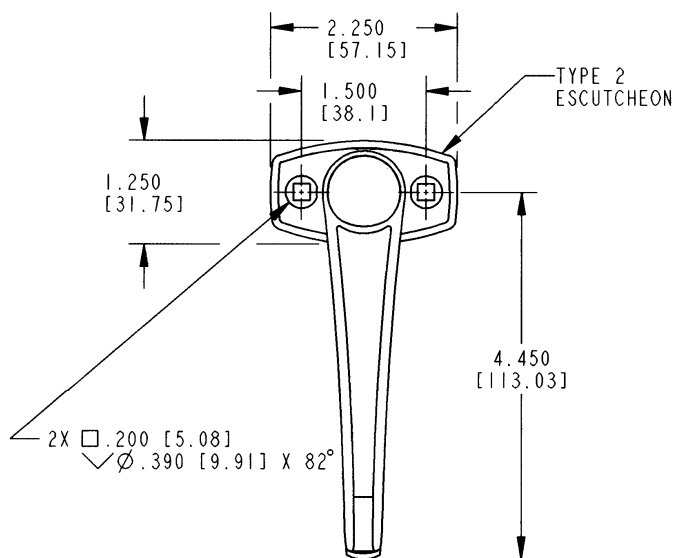
MATERIAL:

- Handle and escutcheon: die cast zinc alloy
- Drive bar: mild steel

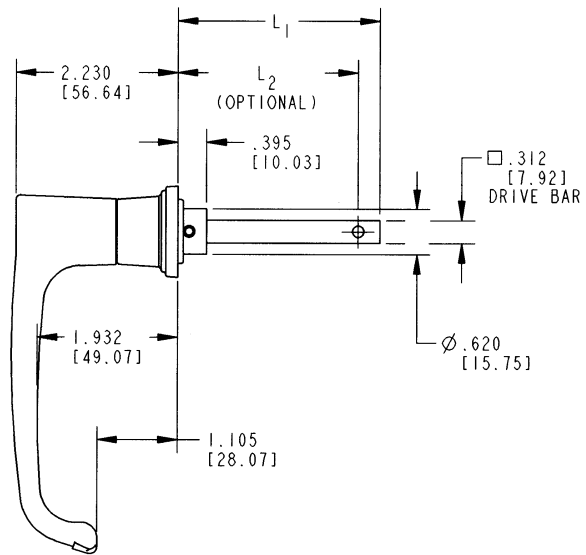
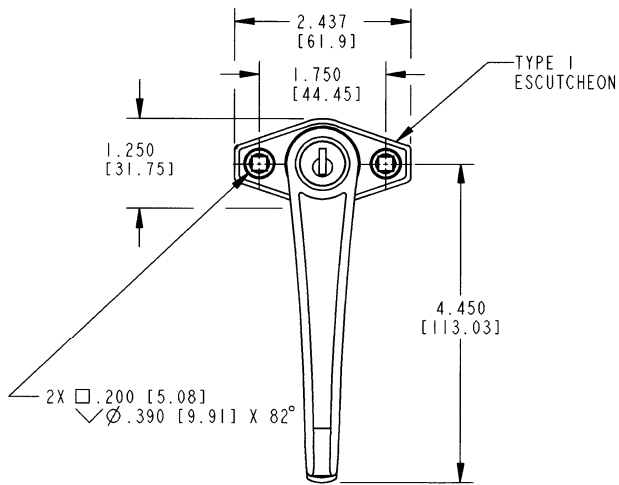
SPECIFY WHEN ORDERING:

- Series number
- Escutcheon type
- Drive bar length (L1) and optional hole location (L2)

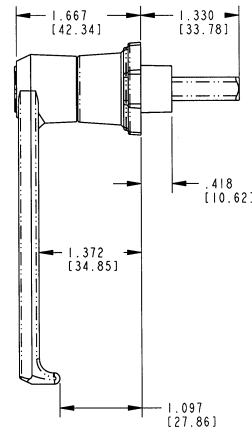
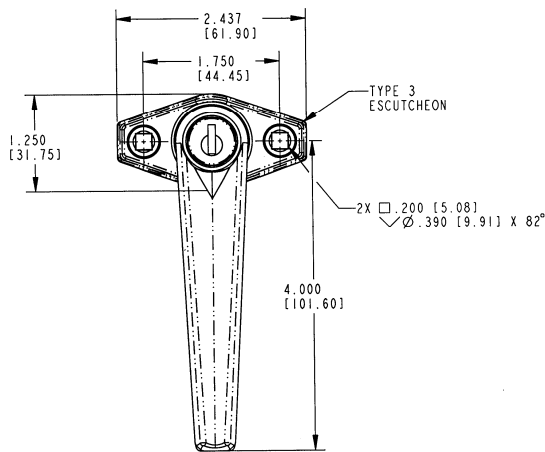
Standard Finger Clearance (Type 1)



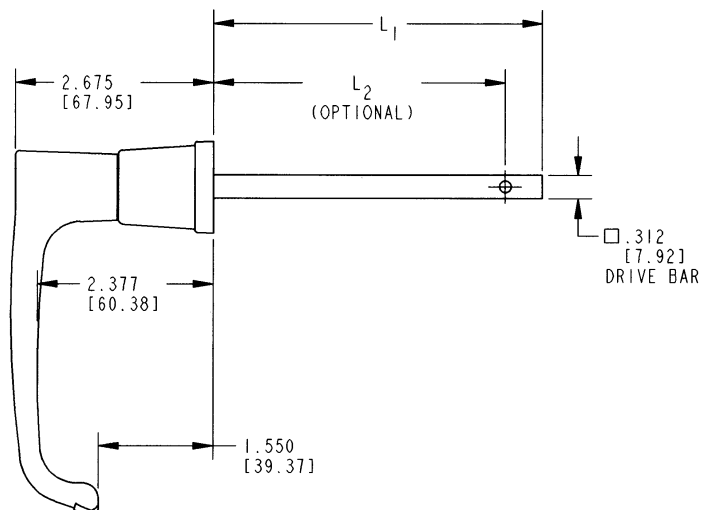
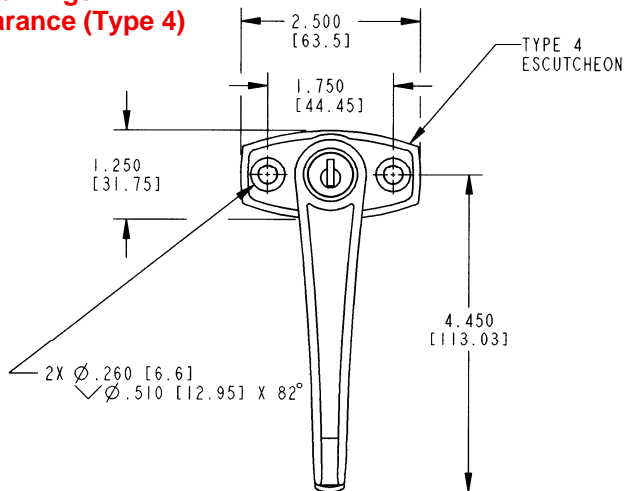
Standard Finger Clearance (Type 2)



Low Profile (Type 3)



Extra Finger Clearance (Type 4)



010-0600 Flush Mounted Pop-Up T-Handle

This handle was designed for toppers, lift gate and baggage doors where 1/4 turn cam locking is desired. It features a low profile handle that pops up when actuated for ease of use and is available in several rotations, drive bar lengths and finishes.

- Garage doors, storage and access doors
- Any application where low profile hardware is important

FEATURES/BENEFITS:

- Flush mounted - when "T" handle is depressed, rivets and fastener heads are concealed
- Rubber gasket under base provides resistance to water infiltration

AVAILABLE:

- Key lockable with 50 key codes available or keyed alike. Non-locking version is also available
- 1, 2, or 3-point locking
- 90° or 150° rotation
- 2.500" (63.5mm) or 3.500" (88.9mm) drive bar lengths
- Clockwise or counterclockwise rotation



MATERIAL:

- Shuttered keyway: stainless steel
- All major components: zinc alloy
- Drive bar: zinc plated steel
- Internal (2) springs: stainless steel

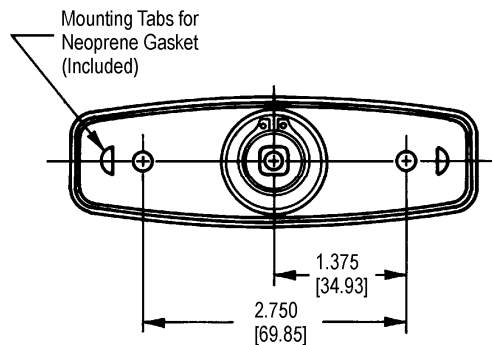
FINISH:

- Black powder coated or white

INSTALLATION:

- Easy installation with (2) No. 10 fasteners or rivets
- Recommended door mounting - 1.125 (28.6mm) diameter thru hole

For more information visit
www.trimarkcorp.com

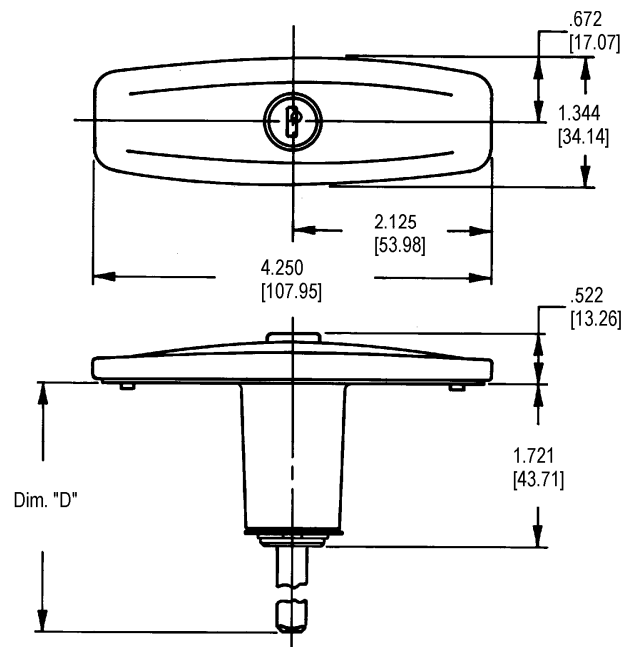


DRIVE BAR CHART

Dimension "D"

2.500 [63.5]

3.500 [88.9]



010-0700 Light Duty Compartment Latch

This handle was designed for small compartment and access doors and tool boxes where 1/4 turn cam locking is desired. Available in both locking and non-locking, the non-locking version features a detent function in both the latched and unlatched positions.



AVAILABLE:

- Locking configuration: keys furnished with assembly
- Non-locking configuration: detent in latched and unlatched positions
- 90° rotation

MATERIAL:

- Handle: die cast zinc alloy
- Cam: zinc plated steel

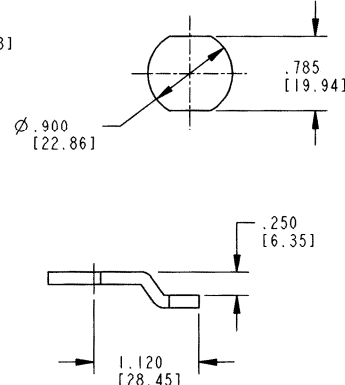
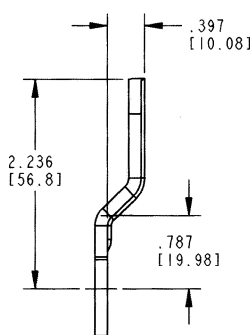
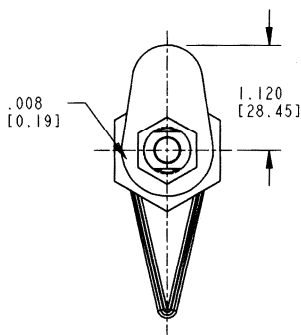
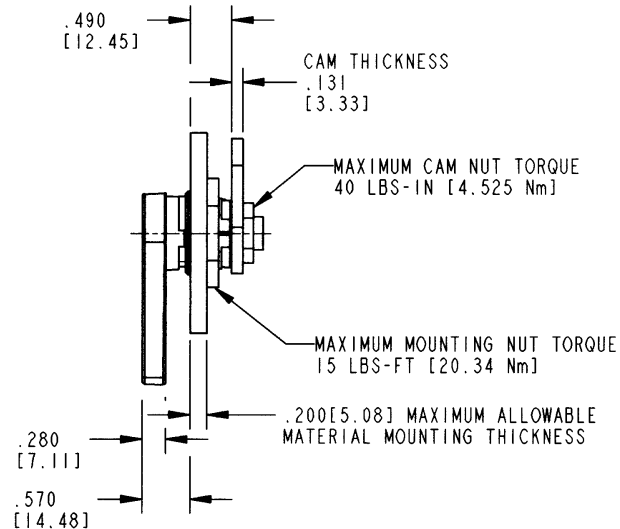
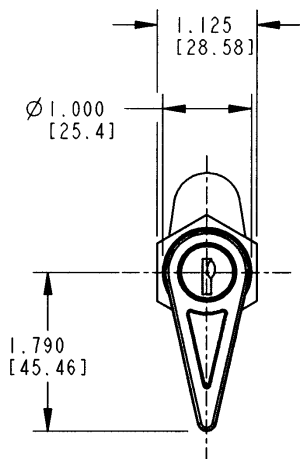
FINISH:

- Copper-nickel-chrome plated
- Black powder coated

INSTALLATION:

- Supplied either fully assembled or bagged with cam and nuts packaged loose
- Removal of cam and 7/8-28 mounting nut is required for installation. IMPORTANT: Note maximum nut torque specifications below.

For more information visit
www.trimarkcorp.com



010-1100 TriGuard Heavy-Duty Rotating Handle

This robust exterior L-handle features modular construction that allows for customization, including the use of light weight materials without sacrificing strength. The handle also allows for use of a padlock for security

- Entrance and rear door application for heavy-duty vehicles
- Interior and exterior applications
- Medium to heavy duty doors of 23-455kg (50-1000 lbs.)

FEATURES/BENEFITS:

- Heavy duty modular construction
- Padlockable for additional security or non-locking versions available
- Modular construction allows for serviceable handle components disassembly

AVAILABLE:

- Standard steel handle version or available with lightweight aluminum handle
- Right or left hand rotation versions available
- Customization features available. Please inquire
 - ◆ Mounting details—door thickness
 - ◆ Length of handle
 - ◆ Handle materials

MATERIAL:

- Standard — high strength steel construction
- Available with advanced lightweight aluminum alloy handle



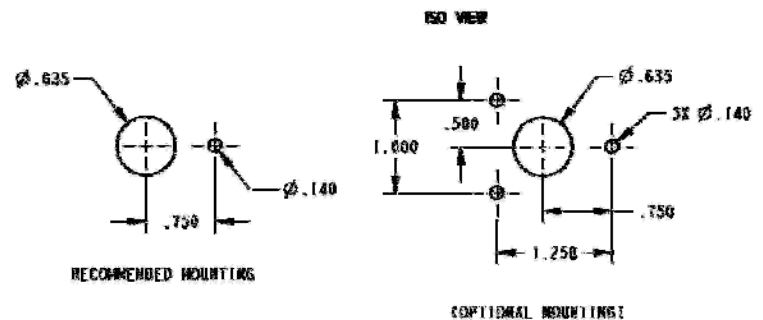
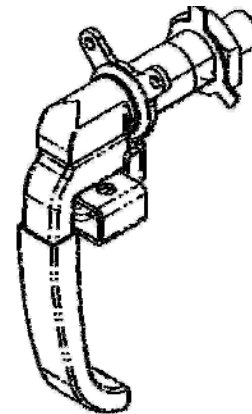
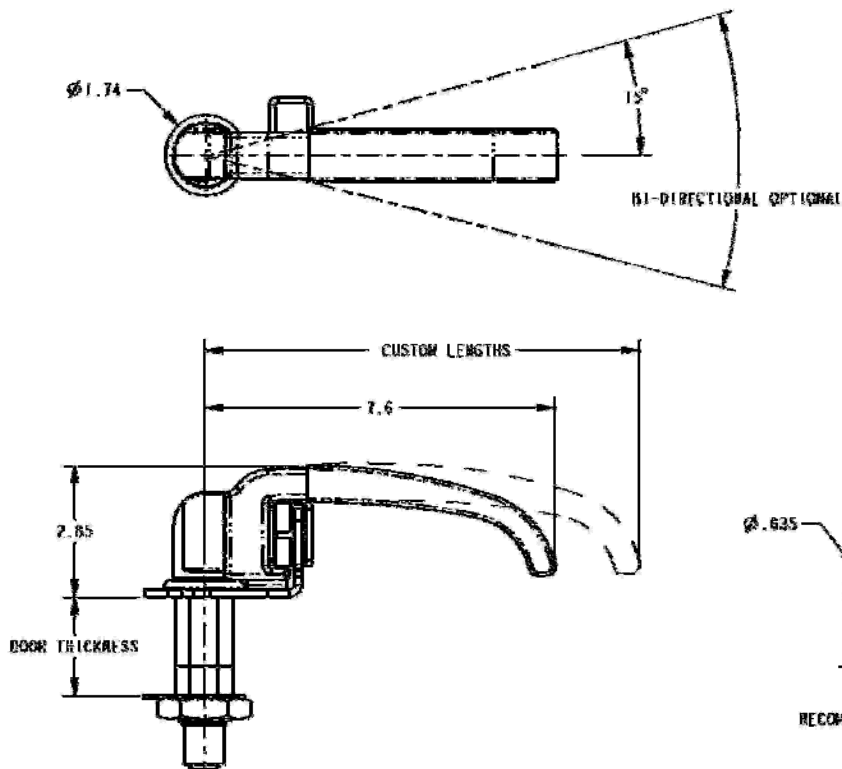
FINISH:

- Standard low gloss black powder coated
- Mil-Spec soft grip nylon coated handle
- 1000 hour corrosion protection
- Optional finishes available including: Black Magni™ coating, Tan/Olive CARC paint and Tan/Olive powder coating

INSTALLATION:

- Easy to install, mounts with single 1.250—20 UN threaded nut
- Tighten to the manufacturers' recommended torque value, however, do not exceed 405 N-m (295 ft-lb)
- Mounting nut and lock washer included

Patent Pending



020-0150 Grab Handle

This stylish entry assist handle for RV coaches, motor homes and travel trailers is available with a lighted acrylic bar for safety and convenience.

FEATURES/BENEFITS:

- Offers modern styling with premium look and feel
- Rugged and durable construction
- Perfect interior complement for the 540-0200 Lighted Grab Handle With Keypad (e-GRAB)

AVAILABLE:

- With or without handle rod light
- Handle rod can be personalized with manufacturer's name, model and logo
- Your choice of handle lengths

INSTALLATION:

- Easy to install with (8) 1/4" or M6 fasteners (not supplied)

FINISH:

- High quality polished copper-nickel-nickel chrome is durable and stylish

MATERIAL:

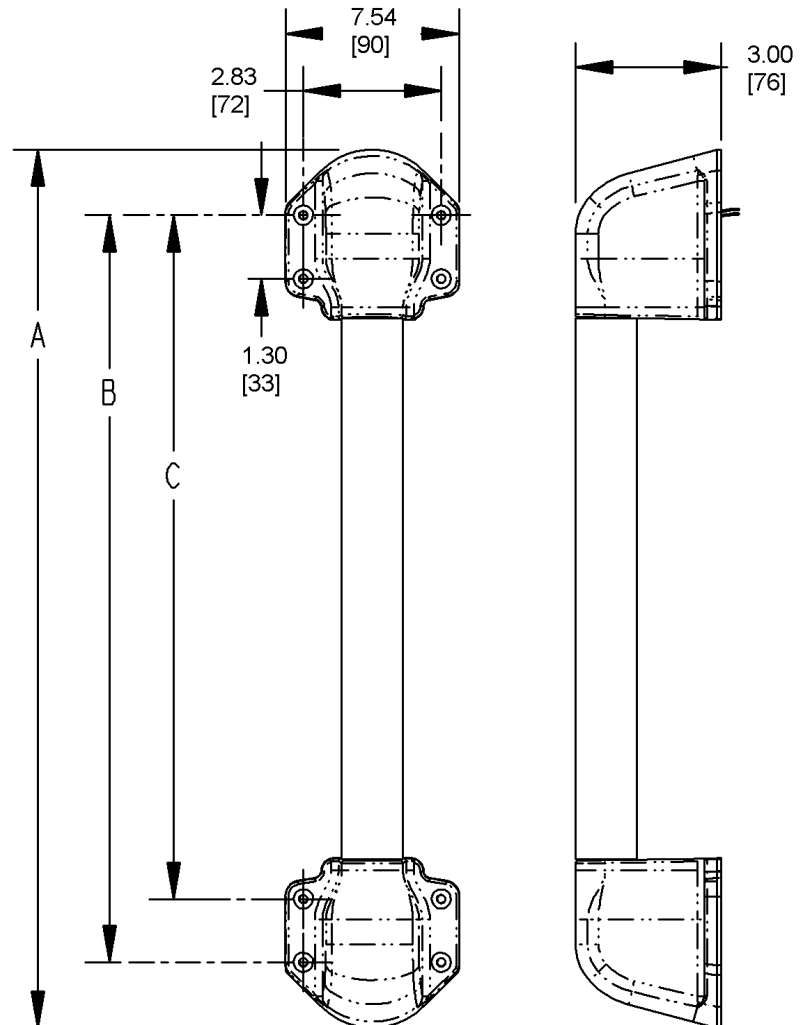
- Sturdy zinc die cast alloy mounting end caps
- Cast acrylic rod in clear finish

Design Patent No. D559,653

For more information visit
www.trimarkcorp.com



A	458 [18"]	495 [19.5"]
B	390 [15.3"]	427 [16.8"]
C	357 [14.0"]	395 [15.5"]



020-0900 Remote Inside Release

This product was specifically designed for off-highway vehicle applications including agricultural and construction equipment that require a remote inside release. The robust construction is incorporated into round tubing for support for the opening and closing functions of the door and provides for greater ease of operation (ergonomics) over direct releases.

- Medium to heavy weight doors for off-highway vehicle applications
- Doors where it is desirable to have the inside release remotely located to the latch location

FEATURES/BENEFITS:

- The inside release can be positioned at any point along the tube for convenient location to suit the door/cab design over direct lever releases
- The inside release is connected by a rod to the latch and includes an integrated return spring
- The cam detail in the inside release is reversible allowing the inside release to be actuated in the opposite direction providing flexibility in the product application

AVAILABLE:

- As an inside release sub-assembly for installation into your door tube. (Requires TriMark application assistance and approval.)
- In 25mm steel tubing diameters, painted black
- In different tubing lengths with various inside release positions and 90 degree mounting end
- Inside release with tube is adaptable to several different latch platforms
- Customization is available including formed tubing (please inquire)
- As a complete modular system including exterior handle, direct release latch, latch striker, inside release, gaskets, mounting brackets, latch cover, door tube and all necessary fasteners



INSTALLATION:

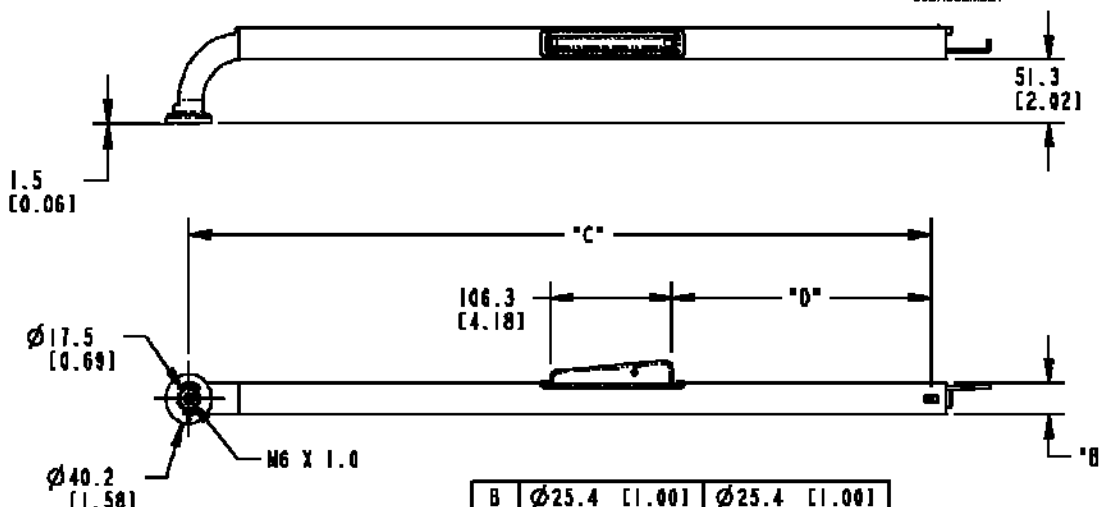
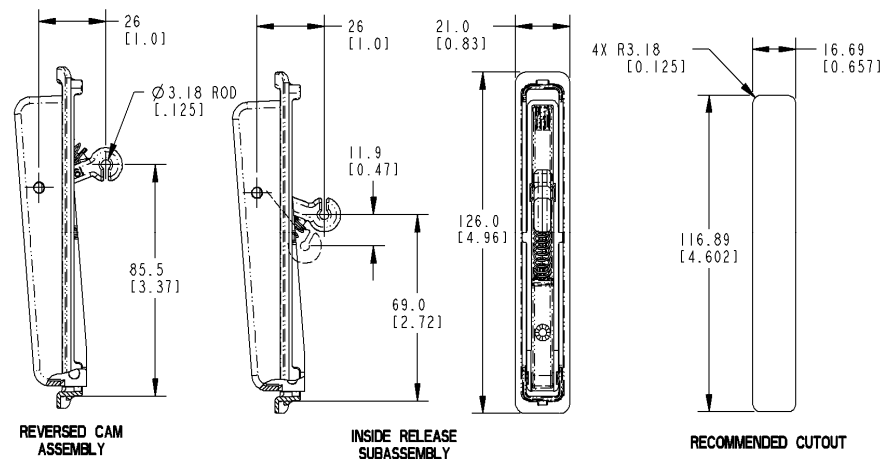
- Tubing assembly - installs with a single M6 X 1.0 bolt. Glass mounting is also possible with available mushroom window fixing designed for 5-6mm glass thickness. Recommended mounting fastener torque to be 3.3 - 4.5N-m (30-40 lbf-in)
- The inside release sub-assembly installs without tools into the pipe and includes a flange that covers the tubing cutout

MATERIAL/FINISH:

- Inside release components: glass reinforced nylon
- Tubing: painted steel
- Mounting end: glass-reinforced nylon with brass threaded insert

CAUTION: Inside release does not meet the locking requirements for FMVSS 206.

U.S. Patent No. 7,198,308 and 7,111,879



B	$\varnothing 25.4$ [1.00]	$\varnothing 25.4$ [1.00]
C	650.6 [25.61]	335.6 [13.21]
D	227.0 [8.94]	81.8 [3.22]

090-0201 Push Button Linkage

This linkage is designed for medium to heavy-duty applications for off-highway entrance doors requiring latch location remote from activating push button handle. Available with and without an integrated inside release lever these linkages provides for ease of mounting and applications.

DESIGNED FOR:

- Off-highway vehicle applications — construction, mining, agricultural, forestry
- Doors requiring latch location remote from activating push button handle

FEATURES/BENEFITS:

- Mounts in doors requiring latch location remote from activating handle
- Some provide an integrated inside release lever

AVAILABLE:

- In right or left hand configurations
- In a variety of bell cranks, with and without an inside release lever

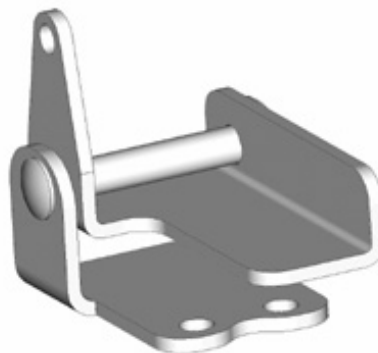
MATERIAL:

- Linkage components: zinc plated, mild steel

FINISH:

- Zinc Plated, clear chromate steel components

CAUTION: Some linkages do not comply with locking requirements of FMVSS 206



For more information visit
www.trimarkcorp.com

200-0100 Hinge Assembly - Plastic



This glass reinforced nylon leaf style hinge is designed for on or off-highway flush compartment, access doors or hinged windows. It can be surface mounted with grommets and spacers included to facilitate mounting on 5 or 6mm thick glass.

AVAILABLE:

- Surface mounted design with grommets and spacers included to facilitate mounting on 5 or 6mm thick glass

MATERIAL:

- Glass reinforced nylon—black

INSTALLATION:

- Three (3) 8mm flat or oval head mounting screws (not included)

200-0200 Cabinet Hinge

Cabinet hinge is a concealed hinge that surface mounts for ease of installation and totally hidden applications. The concealed hinge action has a rotational axis outside of the physical door (up and out) and provides for flush doors when closed.

Features/Benefits:

- Spring-biased over-center detent holds the door in the open position and assists in closing action

Material:

- Robust, stamped steel construction

Finish:


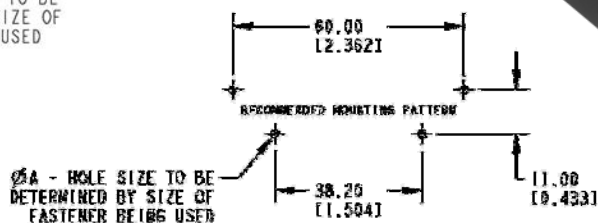
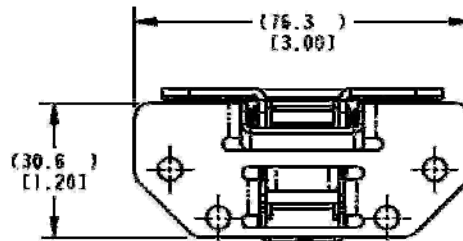
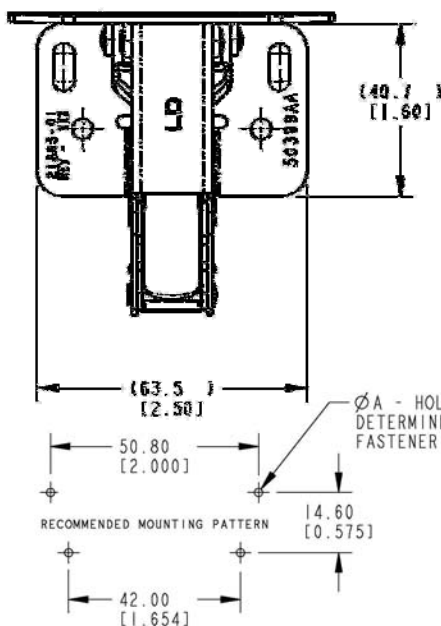
- Black e-coat

Available:


- Alternative mounting patterns
- 3 versions:
 - ◇ Light duty 4 ± 1 lbf ($1.8 \pm .45$ kgf)
 - ◇ Heavy duty 33 lbf (15 kgf)
 - ◇ Heavy duty with dampener 33 lbf (15 kgf)
- Application assistance available — please inquire

Installation:

- Easy installation with (8) #8 or M4 fasteners (not included). Slotted mounting holes allow for tolerance and adjustability.



e-ASK System (electronic Access & Security Keyless-entry)



The desire for keyless entry can now be fulfilled in non-automotive vehicle markets just as they can in cars. Increasingly, these vehicles are becoming sophisticated with OEM's incorporating many automotive-like aspects.

TriMark's successful **e-ASK** (electronic Access and Security Keyless-entry) products include keyless entry, power latch release, keyless ignition/start and control of lighting, horns, sensors, and motorized actuators.

TriMark's e-ASK systems are compatible with CAN SAE J1939, RV-C, and other multiplexing protocols.

TriMark's e-ASK Accessories

There are numerous options available to allow the **e-ASK** systems to provide extra value and functionality.

Optional kits can include:

- Wiring harnesses for all connection points of system
- Additional relays
- Switches, door contacts
- Actuators
- Mounting hardware
- Mounting brackets
- Door latches
- Door paddle handles
- Customized wiring harnesses
- Additional FOB transmitters and custom graphics
- Different programming functions allows for customized functionality with **e-FOB** or **e-PAD** outputs including standard mode, cargo mode or sustained mode
- Security system integration
- Multiplexed or discrete communications
- Electronic accessories



500-1000 e-ASK System

Components for this system are sold separately:

TriMark's top level e-ASK system consists of a selection of compatible components that allow for complete keyless entry for on or off-highway vehicle applications. The incorporation of keyless-entry into TriMark mechanical latches, handles and systems provides additional security and convenience for access door systems. This system includes both a touch pad and remote fob transmitter for the ultimate in end user convenience and functionality.

FEATURES/BENEFITS:

- Easy and intuitive to operate
- Rugged and durable construction
- Compliant to on-road, off-road, and industrial environmental requirements
- Increased vehicle security with multiple triggers and outputs
- I/O module with on-board locking and unlocking relays
- Can control up to 20+ entry/compartments doors (expandable)
- Independent control of multiple door zones
- Staggered door control for minimized current draw
- J1939, RV-C communications
- Locking/unlocking confirmation
- Lighting and auxiliary output control
- Ability to provide 4 OEM definable functions from keypad, including ability to unlock one side of motor home baggage doors at a time

- 3 security system inputs (ability to sense entry door(s) and baggage door(s), and other security system devices such as glass break and motion detectors)
- Variable timed light activation output (porch, compartment or interior lighting)

AVAILABLE:

- Standard kit make up includes: 2 pre-trained RF remote fob transmitters, I/O module, and manual
 - Optional kit can include: any wiring harnesses for all connection points of system, extra relays, switches, door contacts, actuators, mounting hardware, mounting brackets, door latches, and door paddle handles
 - Fob transmitters with independent entry and compartment control
 - Fob transmitters with control of auxiliary features
 - Vertical and horizontal keypad
 - Customized wire harnesses
 - Additional fob transmitters
- 2 different programming functions; standard mode, and cargo mode. Standard mode allows for the lock/unlocking of doors plus panic mode and one auxiliary output (controls lighting, opens compartment etc.). Cargo mode allows for the lock/unlocking of main personnel doors plus independent control of many cargo/compartments doors.

INSTALLATION:

- Standard 12 VDC power
- I/O module is easily installed with (2) 1/4" or M6

Control Module and e-FOB should be selected



A keypad may be selected



OR



OR



OR



540-0200

Not all components are compatible. Please contact TriMark with questions.

500-1100 e-FOB System

This cost-effective, simple, and integrated system offers increased security, convenience and functionality with reduced system installation and lower installation costs for demanding users of RV's, heavy trucks, emergency vehicles, agricultural and construction equipment.

Base system provides added convenience and security via a standard remote radio frequency (RF) transmitter providing automotive convenience to your vehicle.

FEATURES/BENEFITS:

- Keyless-entry security and convenience for access door systems through an electrical interface that includes both a touch pad and remote fob transmitter for the ultimate in end user convenience and functionality
- Easy and intuitive to operate
- Rugged and durable construction
- Compliant to on-road, off-road, and industrial environmental requirements
- Increased vehicle security with multiple triggers and outputs
- I/O module with on-board locking and unlocking relays
- Can control up to 20+ entry/compartments doors (expandable)
- Independent control of multiple door zones
- Staggered door control for minimized current draw
- Multiplexing communications
- Locking/unlocking confirmation
- Ignition controlled auto-locking control
- Starter deactivation available for increased security
- Lighting and auxiliary output control
- Ability to provide 5 OEM definable functions from keypad, including ability to unlock one side of motor home baggage doors at a time

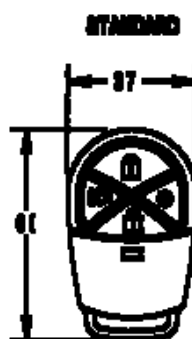
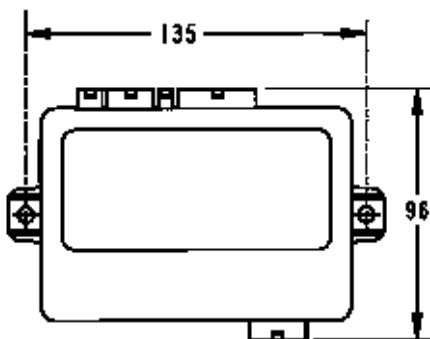
- 3 security system inputs (ability to sense entry door (s) and baggage door(s), and other security system devices such as glass break and motion detectors)
- 3 variable timed light activation output (porch, compartment or interior lighting)

AVAILABLE:

- Standard kit make up includes: 2 pre-trained RF remote fob transmitters, RF receiver, 14 wire harness, 10 wire harness, 2 wire harness, push button switch, and LED assembly key rings and manual
- Optional kits can include: any wiring harness for all connection points of system, extra relays, switches, door contacts, actuators, mounting hardware, mounting brackets, door latches, and door paddle handles
- With security system integration
- Customized wire harnesses
- Multiplexed or discrete communications
- 2 different functions; standard and cargo mode. Modes provide customized remote fob transmitter use. Standard mode allows for the lock/unlocking of doors plus panic mode and one auxiliary output (controls lighting, opens compartment etc). Cargo mode allows for the lock/unlocking of main personnel doors plus independent control of many cargo/compartments doors. Sustained mode allows for the lock/unlocking of doors plus continuous output control with lower buttons pressing.

Patents Pending

Design Patent No.
D563,097
D590,780
D589,000



e-FOB

- Reliable radio frequency (RF) transmission
- High security with code hopping technology
- Compliant to FCC-Part 15 and EU RF requirements
- 4-button standard fob (other configurations available)
- Customized graphics possible (buttons and logos)
- Can add up to 4 fob transmitters to vehicle

CARGO



TriMark
www.trimarkcorp.com

e-ASK-
(RF)
95

510-0100 e-ASK I/O Module

DESIGNED FOR:

- Replacement components of TriMark's e-ASK systems

AVAILABLE:

- 2 different functions; standard and cargo modes. Modes provide customized remote fob transmitter use. Standard mode allows for the lock/unlocking of doors plus panic mode and one auxiliary output (controls lighting, opens compartment etc.). Cargo mode allows for the lock/unlocking of main personnel doors plus independent control of many cargo/compartment doors.

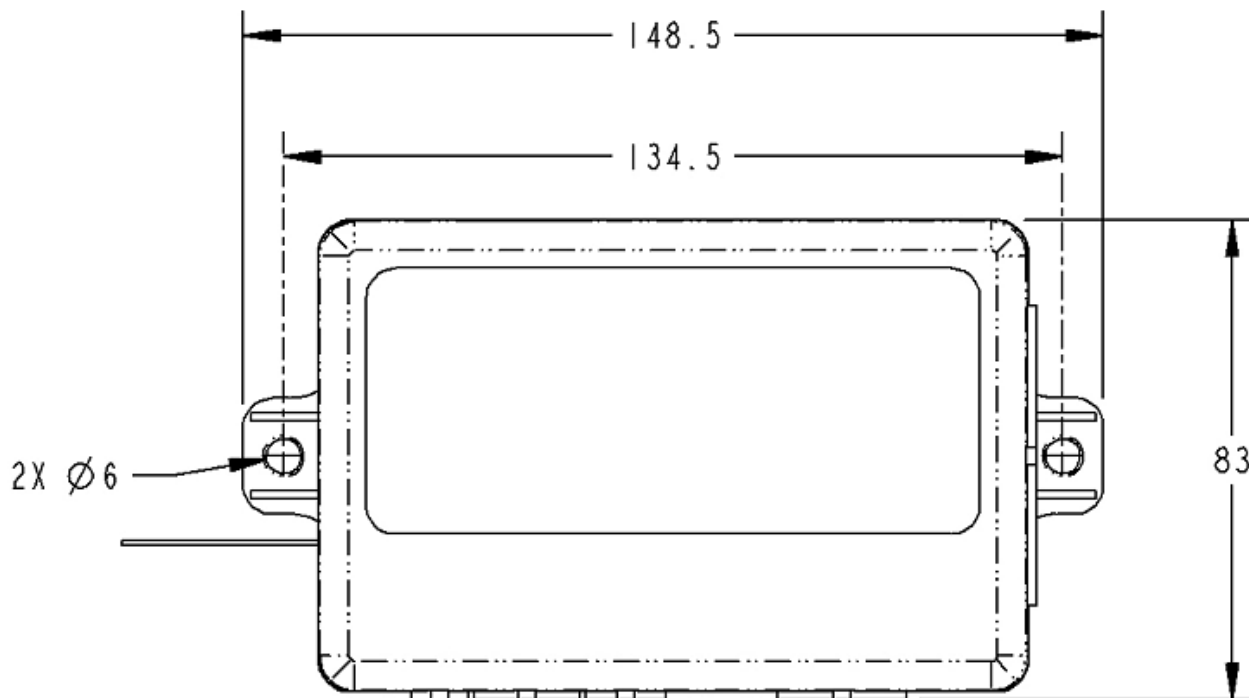
INSTALLATION:

- I/O module is easily installed with (4) 1/4" or M6 screws (not included) and can be mounted in a concealed location
- Standard 12 VDC power

U.S. Patent No. 6,789,003
 Design Patent No. D563,097
 Other Patents Pending



For more information visit
www.trimarkcorp.com



510-0250 e-ASK CAN IO and RF Module

Keyless-entry security and convenience for access door systems through an electrical interface that includes both a keypad and remote fob transmitter for the ultimate in end-user convenience and functionality.

DESIGNED FOR:

- TriMark's e-ASK systems consist of a selection of compatible components that allow for complete keyless entry for on and off-highway vehicle applications
- Incorporation into TriMark mechanical latches and handles by providing keyless entry, security and convenience for access door systems through a RF remote fob electronics
- Integration to existing or independent SAE J1939 or other CAN based multiplexing buses
- SAE J1939 and other multiplexing protocols

FEATURES/BENEFITS:

- Rugged and durable construction
- Compliant to on-road, off-road, and industrial environmental requirements
- Designed with on-board relays
- Variations for single or multiple door control
- Staggered outputs for minimized current draw
- Water proof (IP 67) and non-water proof versions available
- Compatible with 433 MHz Radio frequency (RF) remote transmitter fob
- Compliant to FCC, IC, and EU RF requirements
- Available with security system, lighting control, keypad connectivity, ignition connectivity, and other auxiliary device control
- Customizable via various hardware configurations or software modifications

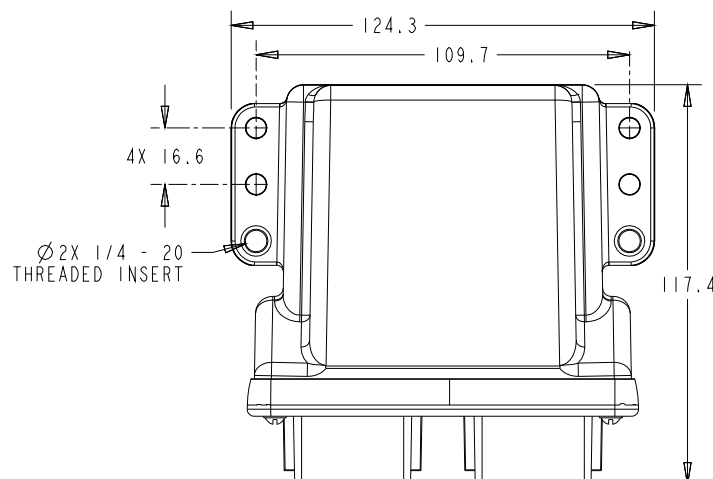


AVAILABLE:

- Customized kits can include water proof door modules, dash mount IO modules, keypads, RF transmitter, wiring, power lock actuators and other security system accessories.

Compliant to SAE J1939 CAN and other multiplexing protocols

**U.S. Patent No: 6,789,003
7,034,655
7,119,709**



For more information visit
www.trimarkcorp.com

530-0100 e-FOB Transmitter

DESIGNED FOR:

- Replacement components of TriMark's e-ASK systems

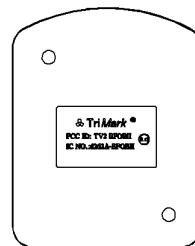
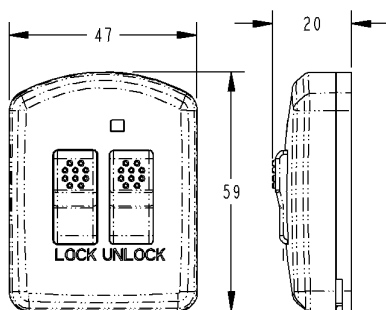
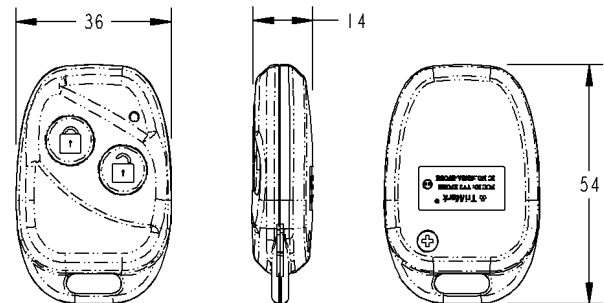
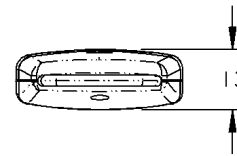
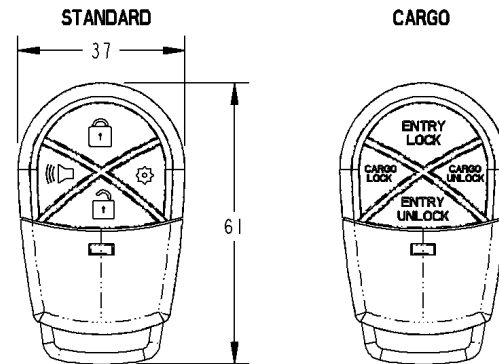
INSTALLATION:

- e-FOB receiver is easily installed with (2) #6 or M3 screws (not included) and can be mounted in a concealed location
- Standard 12 VDC power

AVAILABLE:

- 3 different programming functions; standard mode, cargo mode and sustained mode. Modes provide customized remote fob transmitter use.
 - ◊ Standard mode allows for the lock/unlocking of doors plus panic mode and one auxiliary output (controls lighting, opens compartment etc.).
 - ◊ Cargo mode allows for the lock/unlocking of main personnel doors plus independent control of many cargo/compartment doors.
 - ◊ Sustained mode allows for the lock/unlocking of doors plus continuous output control with lower buttons pressing.
- 4-button standard and cargo fob, 2-button fob, and wall mount
- Customized graphics possible (buttons and logos - please inquire)

Design Patent No. **D563,097**
D590,780
D589,000



540-0100 e-PAD Keypad

This cost-effective, simple, and integrated system offers increased security, convenience and functionality with reduced system installation complexity and lower installation costs for demanding users of RVs, heavy trucks, emergency vehicles, agricultural and construction equipment.

FEATURES/BENEFITS:

- Increased end user convenience
- Easy and intuitive to operate
- Rugged and durable construction
- Compliant to on-road, off-road, and industrial environmental requirements
- Can control numerous entry/compartament doors
- Independent control of multiple door zones
- Tactile, visual, and audio feedback
- Over 3000 code combinations with tamper lock-out feature
- Lighted keypad for more effective night time usage
- Vertical and horizontal orientations
- 5 user codes can be assigned
- Multiple layer code control



AVAILABLE:

- With e-FOB remote transmitter integration
- With security system integration
- Vertical and horizontal keypad
- Complete kit with wire harnesses and other accessories
- Customized wire harnesses
- Multiplexed or discrete communications protocol

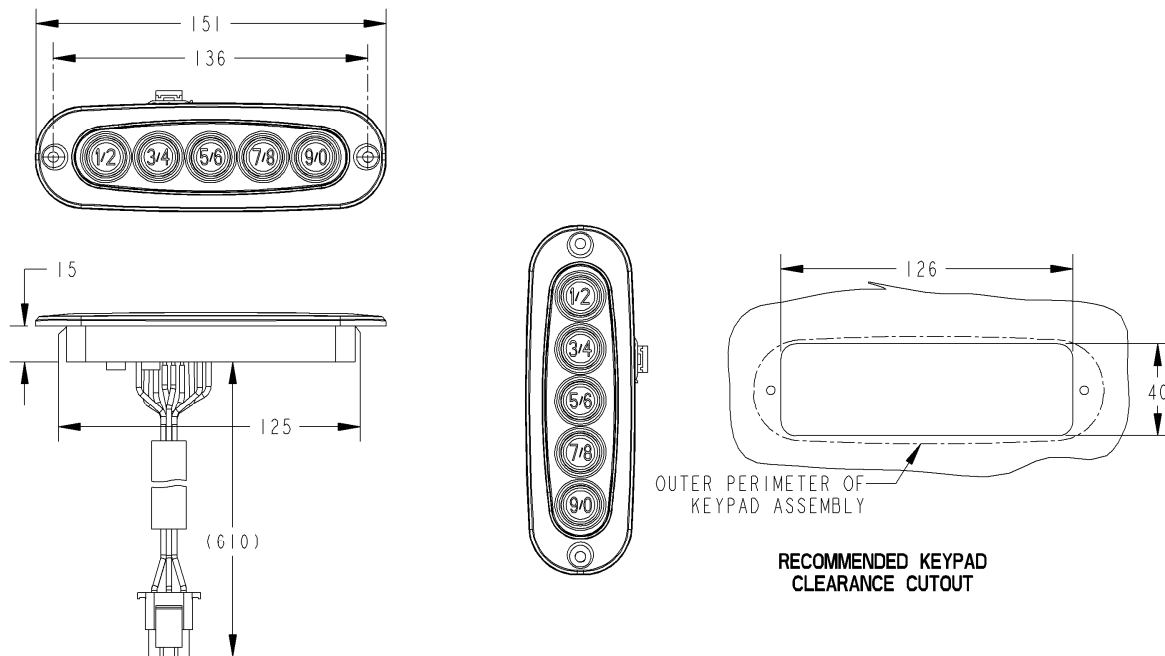
INSTALLATION:

- Keypad is easy to install with (2) #8 or M4 flat head screws (not included)
- Can be installed in a wide range of locations in door - either horizontal or vertical orientation
- Standard 12 VDC power

U.S. Patent No. 7,034,655

Design Patent No. D486,376

For more information visit
www.trimarkcorp.com



RECOMMENDED KEYPAD
CLEARANCE CUTOUT

540-0125 e-PAD Keypad With Relays

TriMark's e-ASK systems consist of a selection of compatible components that allow for complete keyless entry for on-highway vehicle applications

FEATURES/BENEFITS:

- Easy and intuitive to operate
- Rugged and durable construction
- Compliant to on-road environmental requirements
- Tactile and audio feedback
- Over 3000 code combinations with tamper lock-out feature
- Vertical and horizontal orientations
- 5 user codes can be assigned
- Multiple layer code control
- 12v high current relay outputs
- Stand-alone keypad
- Gasket provides resistance to water and corrosion



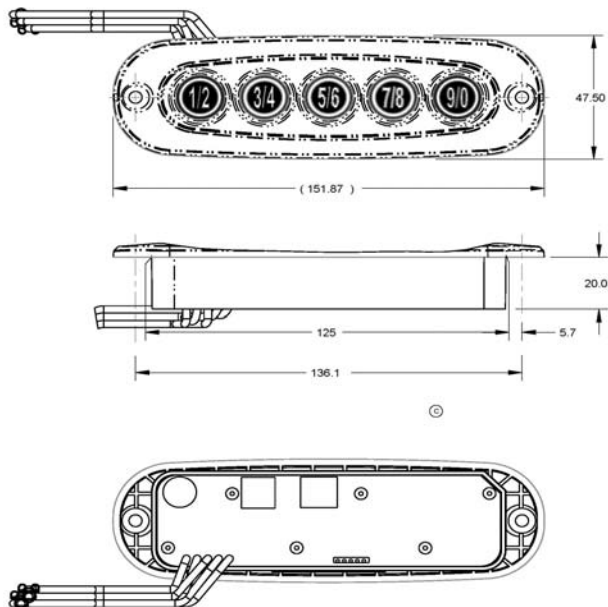
AVAILABLE:

- Vertical and horizontal keypad
- Lighted keypad—optional
- Complete kit with wire harnesses and other accessories
- Customized wire harnesses

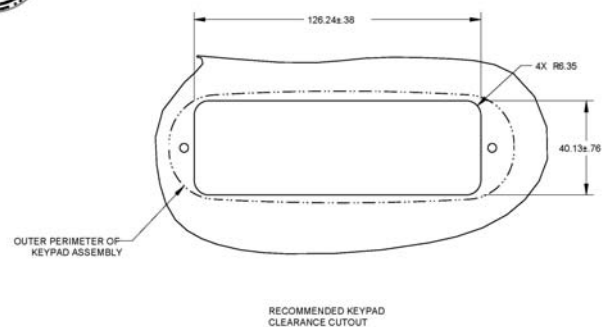
INSTALLATION:

- Keypad is easy to install with (2) #8 or M4 flat head screws (not included)
- Can be installed in a wide range of locations in door - either horizontal or vertical orientation
- Standard 12 VDC power
- Gasket provided

Design Patent No. D486,376



For more information visit
www.trimarkcorp.com



540-0200 Lighted Grab Handle With Keypad

This product incorporates TriMark's e-ASK keypad into a stylish entry assist handle for RV coaches, motor homes and travel trailers. Offering increased end user convenience with high end look and feel, the grab handle provides keyless entry, security, and convenience through a keypad electronic interface. Integration of an optional doorbell is available.

- Incorporation with TriMark mechanical latches, handles and systems by providing keyless entry, security, and convenience for access door systems through a keypad electronics interface

FEATURES/BENEFITS:

- Increased end user convenience
- Offers modern styling with high end look and feel
- Rugged and durable construction is environmentally sealed for long life
- Lighted keypad and handle rod for more effective night time usage
- Tactile, visual and audio feedback with the ability to control the handle rod LED light also
- Can control numerous entry/compartments doors with independent control of multiple door zones

AVAILABLE:

- CAN multi-plex or discrete e-PAD Keypad (Reference platforms 540-0100 and 500-1000 for additional information)
- With or without door bell feature
- Handle rod can be personalized with manufacturer name, model, logo etched
- Complete kit with wire harnesses and other accessories
- With e-FOB remote transmitter integration
- With security system integration

FINISH:

- High quality polished copper-nickel-nickel chrome is durable and stylish

MATERIAL:

- Sturdy zinc die cast alloy housing, cover and end cap
- Cast acrylic rod in clear or frosted finish

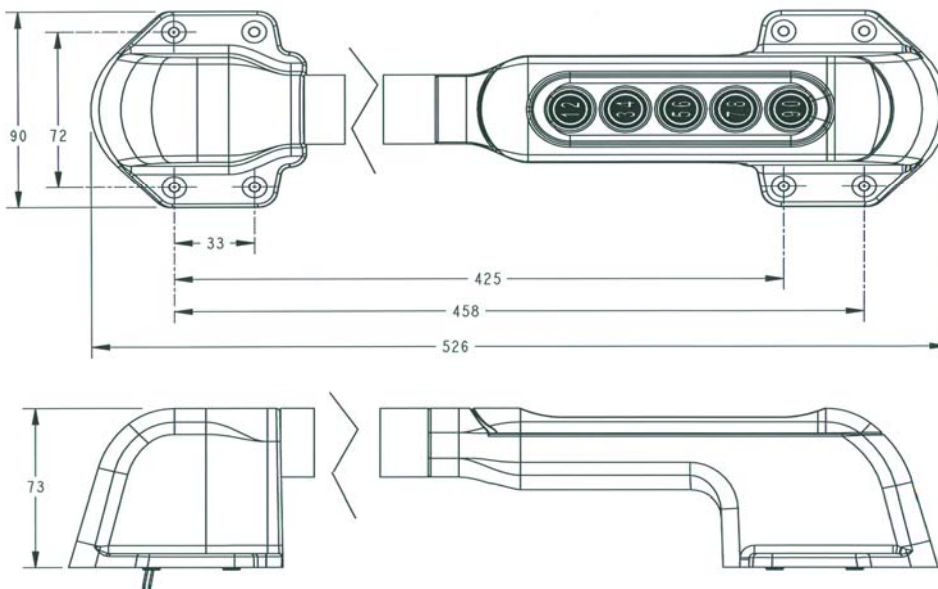
INSTALLATION:

- Easy to install with #8 or M4 fasteners (not supplied)
- Cost effective modular handle requires fewer holes in sidewall than separate components for ease of installation

U.S. Patent No. 7,400,232

Design Patent No. D559,653

For more information visit
www.trimarkcorp.com



550-0100 Power Lock Actuator

DESIGNED FOR:

- TriMark handles and latches equipped to accept a power lock actuator that provides a push/pull function

FEATURES/BENEFITS:

- High impact sealed case design
- Long travel distance - .83 to .86 inches (21-21.8mm)
- High output force for reliable locking and unlocking function
- 12-volt two wire durable
- Reliable and durable
- Compact design allows for application in restricted space
- Compatible for use with TriMark power adaptable products
- Product selection options to ensure optimal fit for various applications




AVAILABLE:

- In a "gun style" with or without an overload protected motor
- In a compact, rectangular design with an overload protected motor, clutching mechanism for smooth operation and a rotatable/detachable tip
- With individual bullet style connectors or spade connector for ease of installation
- With 2 wires for power or 5 wires for power and actuator sensing
- Possible customization available to include special connectors, custom wire length, 4 wire configuration and kitting options. Please contact TriMark for more information

INSTALLATION:

- TriMark power actuators are easy to install either by integrating mounting directly into available TriMark latches or paddle or with universal hardware parts that include fasteners, a zinc clamp, a mounting strap and a rod



For more information visit
www.trimarkcorp.com

610-0100 Ignition Switch

TriMark's ignition switches satisfy the toughest customers in the roughest environments with superior performance and reliability. Further enhancement is now available by offering a heavy duty ignition switch for on or off-highway applications with KeyOne Plus modular locking system providing "One Key — One Vehicle" convenience.

FEATURES/BENEFITS:

- Contact rating: 50 Amp @ 12 VDC continuous (battery)
 - ◊ Ignition—20 Amps
 - ◊ Accessory—30 Amps (inductive)
 - ◊ Start—.33 Amps
- Standard positions: Accessory, Off, On (ignition/ accessory) and Start
- Rugged and durable construction is environmentally sealed for long life
- Standard brass Packard Electronic Connectors (#56)

AVAILABLE:

- KeyOne Plus for a single-key system, keyed alike or keyed random
- In a wide variety of codes which allows the customer flexibility in keying a unit alike or differently
- Custom terminal configurations (please inquire)
- Custom function and positions (please inquire)



FINISH:

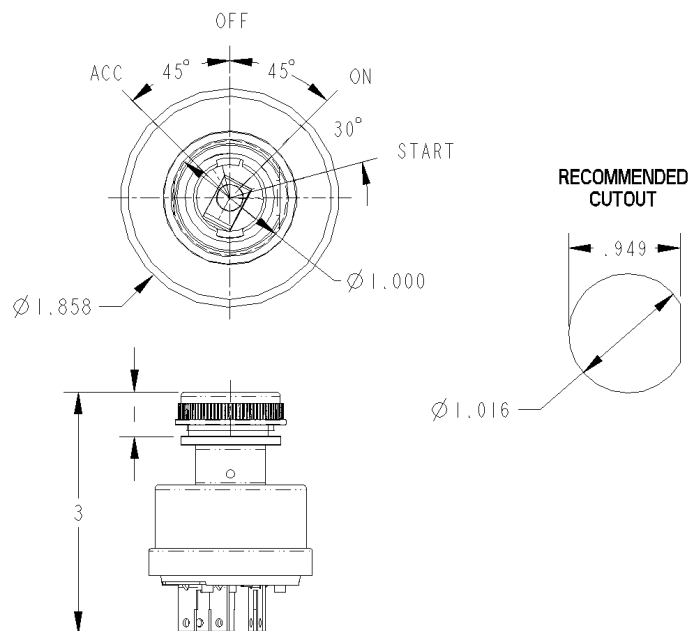
- Retaining nut: black or bright chrome
- Housing: Satin nickel

MATERIAL:

- Sturdy zinc die cast alloy housing and retaining nut
- Base: Engineered plastic
- Terminals and contacts: Tin plated brass

INSTALLATION:

- Standard 1" mounting hole
- Recommended panel thickness; .115-.225 in. (2.9-5.7mm)
- Knurled retaining nut is included. Recommended torque in 10 ft-lbs. (13.3 N-m)



For more information visit
www.trimarkcorp.com

100-5010 TriGuard Heavy Duty Door Hardware Module V1

This robust door hardware kit features modular construction that allows for simple customization, including remote or integrated exterior handle placement to accommodate variable door sizes. Designed for medium to heavy duty doors of 23-455kg (50-1000 lbs.) for entrance and rear door applications. The kit also allows for a minimum of assembly fasteners as well as providing a support system when adding significantly more weight to the door.

FEATURES/BENEFITS:

- Heavy duty modular construction is received fully assembled and tested
- Cuts door assembly time by as much as 50% to 70% -- improving vehicle cost and throughput
- Improved serviceability in the field and ability to retrofit into existing applications
- Interior locking mechanism provides additional safety for occupants
- Single handle egress
- Integrated weight support system
- Incorporates TriMark's proven 050-0850 Heavy Duty Latch

AVAILABLE:

- Remote or integrated exterior handle options (remote version shown)
- Right or left hand versions
- Customization features available. Please inquire:
 - ◆ Mounting details
 - ◆ Length of grab bar
 - ◆ Exterior handle location

MATERIAL:

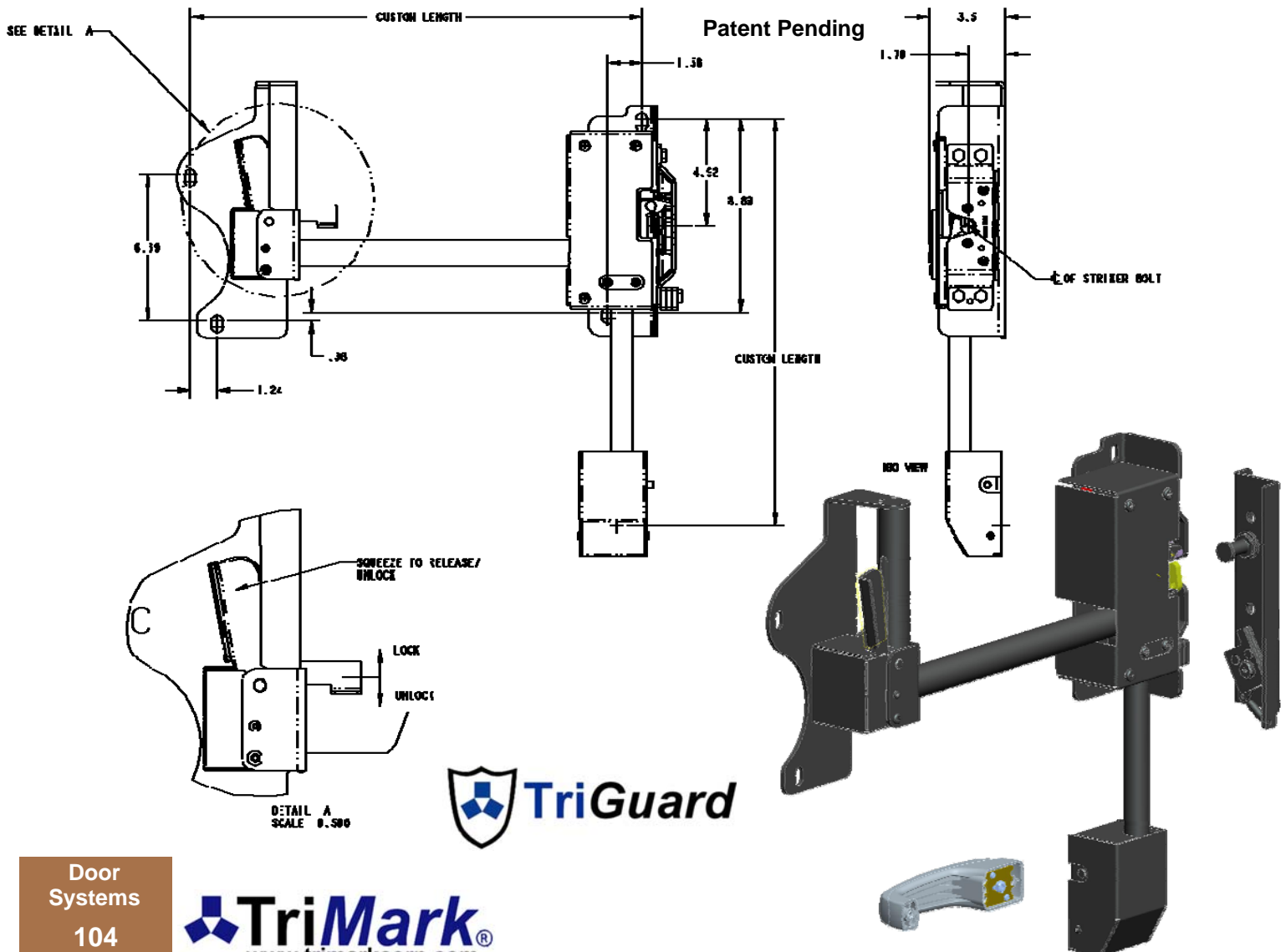
- Standard—high strength steel construction
- Available with advanced lightweight aluminum alloy

FINISH:

- Standard low gloss black powder coated
- Mil-Spec soft grip nylon coated handle
- 1000 hour corrosion protection
- Optional finishes available including: Black Magni™ coating, Tan/Olive CARC paint and Tan/Olive powder coating

INSTALLATION:

- Easy to install, mounts with (4) M10 X 1.75 fasteners and (3) M6 X 1.0 fasteners
- Tighten to the manufacturers' recommended torque value



070-0100 .500 (12.7mm) Diameter Striker Bolt

Designed as a companion part for use with TriMark's single rotor latches and cage nuts that requires a .500 (12.7mm) diameter striker bolt and compliance to FMVSS 206. It is available in a variety of lengths with several drive details and mounting thread choices.

INSTALLATION:

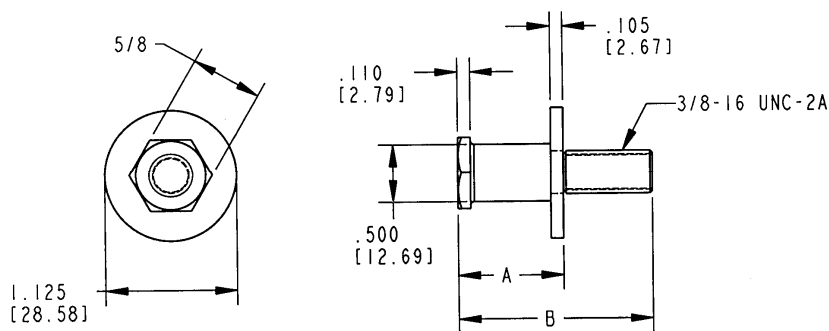
- Torque to 35 ft-lbs (46.7 N-m) minimum depending upon surface conditions

MATERIAL:

- Typical materials include AISI 4140 and AISI C10B21 steel (or equivalent), heat treated to TriMark ES-141

FINISH:

- Zinc plated with clear chromate



* Dimension "A"	Dimension "B"
.905 [22.99]	1.465 [37.21]
.905 [22.99]	1.665 [42.29]
.905 [22.99]	2.630 [66.80]
1.045 [26.54]	1.805 [48.85]
1.300 [33.02]	2.060 [52.32]

- WASHER DEFLECTED TO INSTALLED DIMENSION

070-0125 Striker Bolt

Designed as a companion part for use with TriMark's single rotor latches and cage nuts that requires a .500 diameter striker bolt and FMVSS is not required.

INSTALLATION:

- Torque to 35 ft-lbs (46.7 N-m)

MATERIAL:

- Typical materials include AISI 4140 and AISI C10B21 steel (or equivalent), heat treated to TriMark ES-141

FINISH:

- Zinc plated with clear chromate



For more information visit
www.trimarkcorp.com

070-0200 .675 (17.1mm) Diameter Striker Bolt

Designed as a companion part for use with TriMark's single rotor latches and cage nuts that requires a .675 (17.1 mm) diameter striker bolt and compliance to FMVSS 206. It is available in a variety of lengths with several drive details and mounting thread choices.

MATERIAL:

- Typical materials include AISI 4140 and AISI C10B21 steel (or equivalent), heat treated to TriMark ES-141

INSTALLATION:

- Torque 7/16-14 UNC-2A to 56 ft-lbs (74.7 N-m) minimum depending upon surface conditions
- Torque 1/2-13 UNC-2A to 85 ft-lbs (113.3 N-m) minimum depending upon surface conditions
- Torque M12 x 1.75-6g to 75 ft-lbs (100.0 N-m) minimum depending upon surface conditions

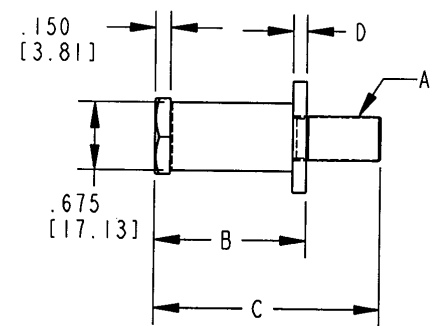
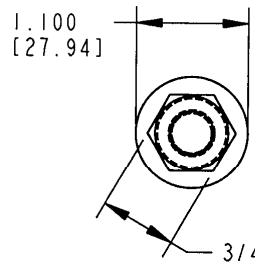
FINISH:

- Zinc plated with clear chromate

TriMark striker bolts are designed and tested to meet or exceed FMVSS 206 safety requirements only when used with TriMark corresponding 206 compliant latches.



NOTE: STRIKER BOLT HEAD AND DRIVE DETAIL MAY VARY FROM SHOWN



070-0201 .550 (13.9mm) Diameter Striker Bolt

DESIGNED FOR:

- Use with TriMark's single rotor latches and cage nuts that require .550 (13.9mm) diameter striker bolt

INSTALLATION:

- Torque 7/16-14 UNC-24 to 56 ft-lbs minimum depending upon surface conditions

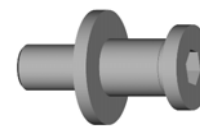
MATERIAL:

- Typical materials include AISI 4147 or AISI C10B21 steel (or equivalent), heat treated to TriMark ES-141

FINISH:

- Zinc plated with clear chromate

TriMark striker bolts are designed and tested to meet or exceed FMVSS 206 safety requirements only when used with TriMark's corresponding 206 compliant latches



For more information visit
www.trimarkcorp.com

070-0300 .375 (9.5mm) Diameter Striker Bolt

Designed as a companion part for use with TriMark's single rotor latches and cage nuts that requires a .375 (9.5mm) diameter striker bolt. It is available in a variety of lengths with several drive details and mounting thread choices.

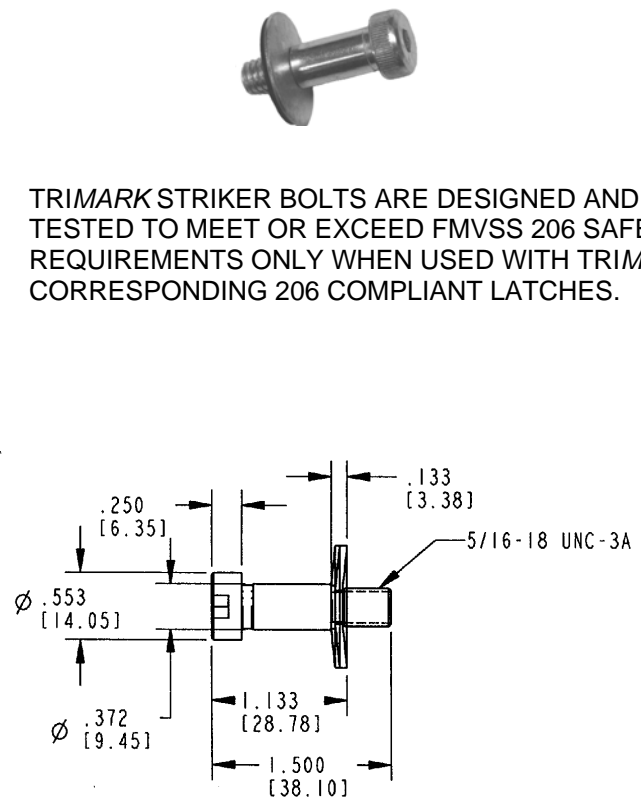
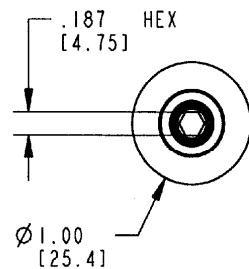
MATERIAL:

- Striker bolt: medium carbon steel, heat treated
- Washer: mild steel

FINISH:

- Striker bolt: zinc plated with clear chromate
- Washer: galvanized zinc

NOTE: Does not comply with FMVSS206



TRIMARK STRIKER BOLTS ARE DESIGNED AND TESTED TO MEET OR EXCEED FMVSS 206 SAFETY REQUIREMENTS ONLY WHEN USED WITH TRIMARK CORRESPONDING 206 COMPLIANT LATCHES.

070-0400 12mm Diameter Striker Bolt

Designed as a companion part for use with TriMark's single rotor latches and cage nuts that requires a 12mm diameter striker bolt.

MATERIAL:

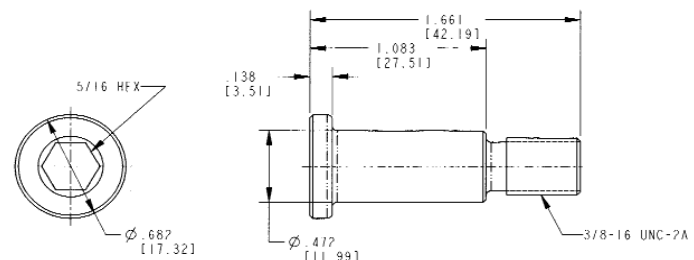
- AISI 4140 steel heat treated

INSTALLATION:

- Torque to 35 ft-lbs (46.7 N-m) minimum depending upon surface conditions

FINISH:

- Zinc plated with clear chromate



For more information visit
www.trimarkcorp.com

090-0100 Rod Clips

Designed to facilitate the connection between the latch and handles with rods for remote actuation and provides for easy assembly.

AVAILABLE:

- In right and left hand, or non-handed design
- In a variety of diameters, materials and configurations

INSTALLATION:

- Provides for easy assembly of hardware

MATERIAL:


- Medium carbon steel, heat treated and parkerized black for extra strength and corrosion resistance
- Color coded nylon for rattle free operation and ease of identification



090-0150 Rods

Manufactured on a computer controlled rod bender for conformance to quality and repeatability

- Multiple bend capability including compound bend angles
- Available in pre-plated steel rod diameters:
 - .125 (3.2mm)
 - .168 (4.3mm)
 - .214 (5.4mm)
 - .390 (9.9mm)
- Other rod diameters are available as a special request (please inquire)
- Secondary operations including threading and swaging are available
- Prototype orders and small production runs are welcome



For more information visit
www.trimarkcorp.com

100-0200 Mounting Fasteners



Available as a companion part for use with TriMark's handles and latches to provide mounting and ease of installation. Versions are available for most TriMark products in a variety of types, sizes and lengths.

100-0400 Brackets, Spacers & Mounting Plates

Designed as a companion part for use with TriMark's handles and latches to provide mounting and ease of installation. Versions are available for most TriMark products in a variety of configurations.



100-0410 Cage Nut

Designed as a companion part for use with TriMark's striker bolts, this product allows for vertical and horizontal adjustment for most striker bolts with 3/8-16 or 7/16-14 threads. It is available as a one-piece assembly or as separate parts for lowest cost and is FMVSS 206 compliant.

AVAILABLE:

- 3/8-16 or 7/16-14 threads
- Up to .250" (6.4mm) total vertical and .125" (3.2mm) total door seal adjustment
- One piece assembly for simplified installation
- Nut and retainer available separately for lowest cost

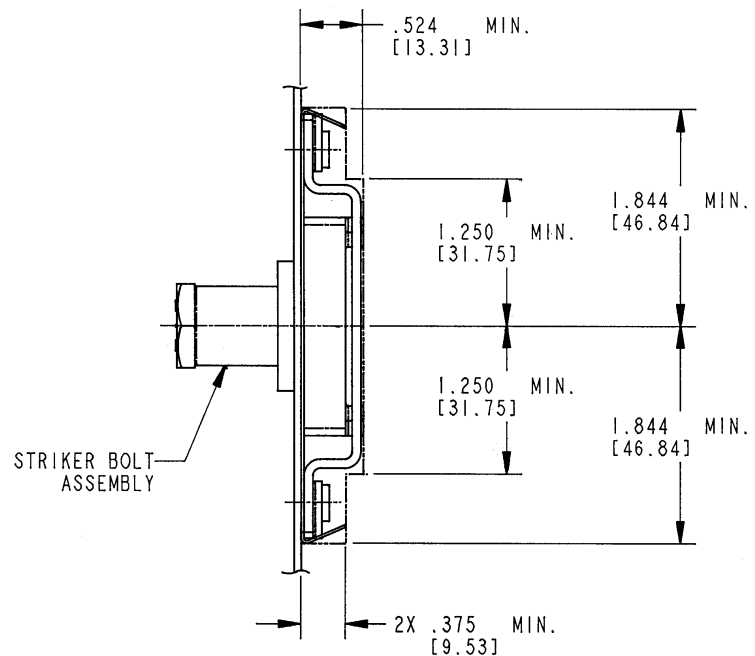
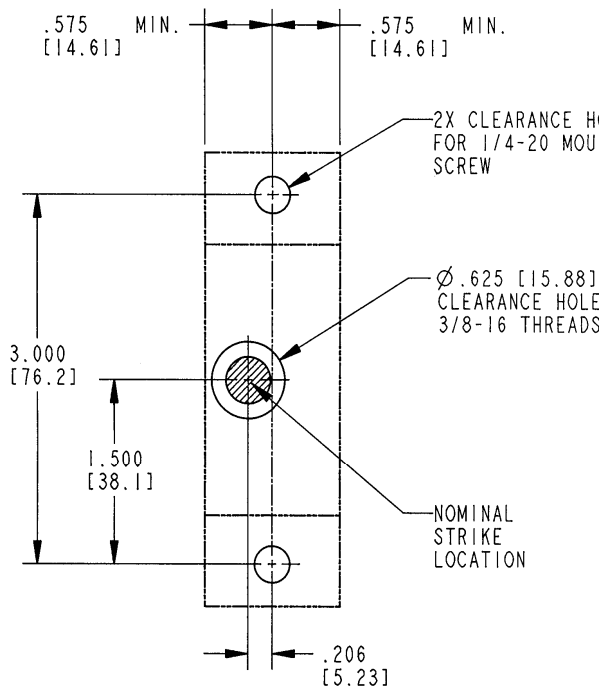
INSTALLATION:

- Mounts with standard 1/4-20 screws (not included)
- Striker bolt mounting close to edge to allow use in applications where striker bolt is close to the frame edge



Steel nut withstands tensile loads applied to striker bolt in excess of 2500 lbs (1134 kg) as required by FMVSS 206.

NOTE: Together the cage nut and striker bolt meets or exceeds FMVSS206 load requirements.



For more information visit
www.trimarkcorp.com

100-0500 Strike Plate

Designed as a companion part for use with TriMark's sliding bolt latches. Versions are available in steel or die cast zinc.

AVAILABLE:

- In a variety of configurations

FINISH:

- Die cast zinc - no finish, black powder coated paint
- Steel - zinc plate, clear chromate

MATERIAL:

- Typical materials include die cast zinc and steel

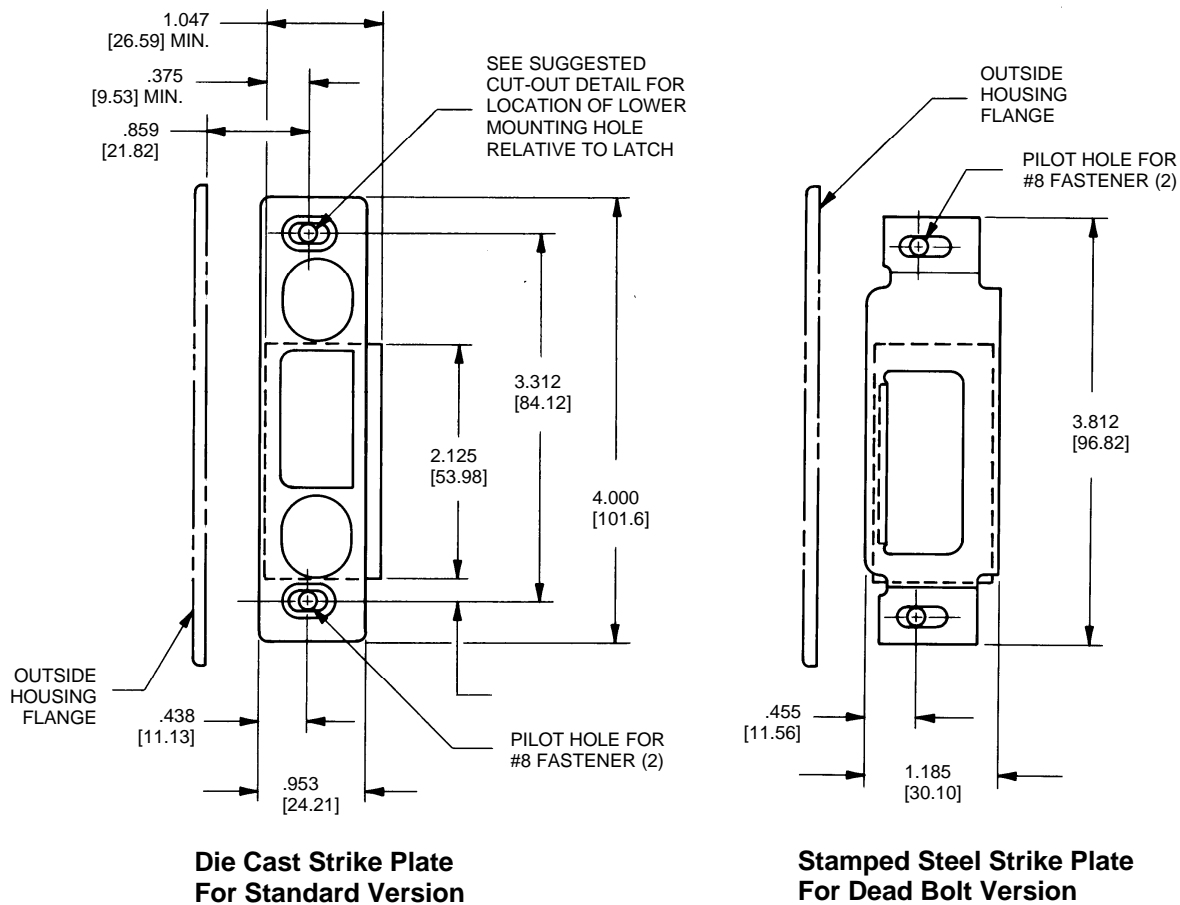
INSTALLATION:

- Provides for easy adjustability of door



For more information visit
www.trimarkcorp.com

(Dimensions Shown for Either Standard or Dead Bolt Version)



100-0800 Rod Collars

Designed to facilitate the connection between the latch and handles for remote actuation. This product provides for easy assembly and adjustability of hardware.

AVAILABLE:

- In two styles; staked-on retention and an easy clip-on retainer

MATERIAL:

- Die cast zinc, machined steel, aluminum or stainless steel

FINISH:

- Die cast zinc collars - clear chromate steel collars - zinc plate/clear chromate



INSTALLATION:

- Rod collars can be pre-installed by TriMark or attached at the point of door assembly

NOTE: Rod collars are not intended or recommended for use in applications that require FMVSS 206 compliance or applications that have heavy or extreme striker bolt loads (> 25 lbs / 11 kg) and/or high to extreme usage (> 100,000 door cycles/life).

110-0403 Cam Lock

Designed as a simple companion for TriMark's locking solutions, these 1/4 turn cam locks feature KeyOne™ Plus keying, multiple body lengths and a variety of cam options to provide application flexibility.

DESIGNED FOR:

- Storage, baggage, compartment and access doors for on and off-highway vehicle applications

AVAILABLE:

- In two body lengths for door thicknesses. Up to .400" (10.2mm) for the .83" (21mm) escutcheon depth and up to .600" (15.2mm) for the .98" (24.9mm) escutcheon depth
- With a variety of cam options including straight as well as offset versions (please inquire)
- Lock can be keyed to match other TriMark door products with KeyOne™ Plus for a single-key system
- Optional steel finger pull provides additional functionality
- Standard cam rotation is 90 degrees and can be configured CW and CCW rotation with cam alignment at 90 degree increments (180 degree rotation is also available)

MATERIAL:

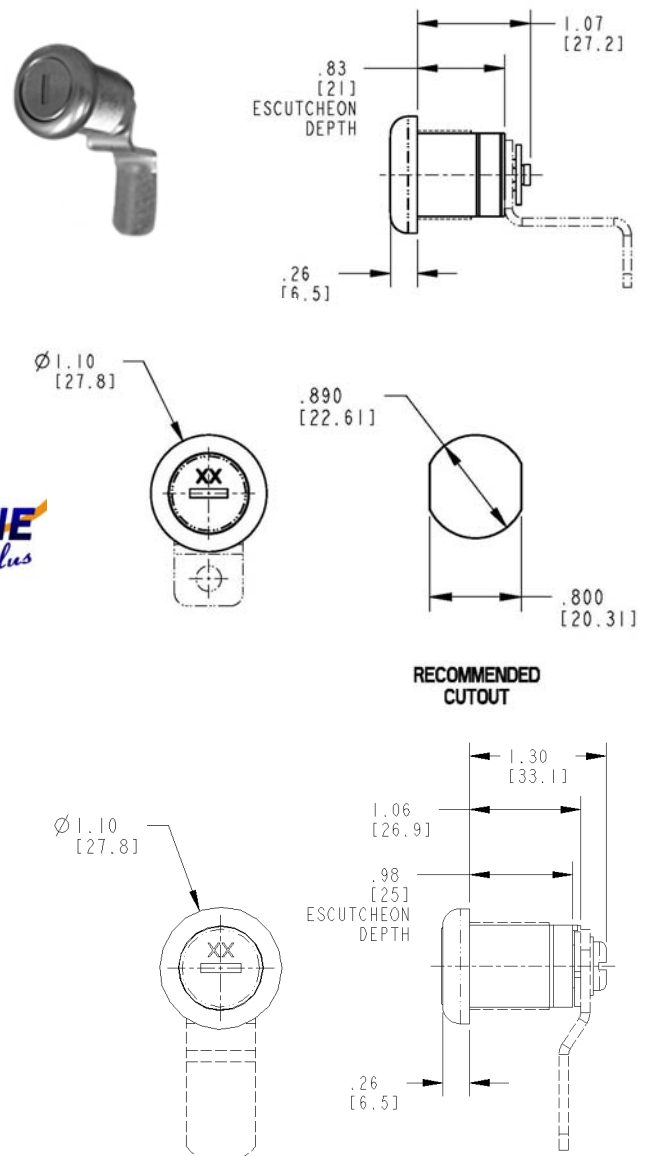
- Escutcheon: Die cast zinc alloy
- Mounting nut, lock stop and cams: Mild steel

FINISH:

- Zinc plate, clear chromate conversion coat on all steel and zinc components

INSTALLATION:

- Cam lock assembly comes with mounting nut and cam mount screw
- 1 inch (25.4mm) panel nut to secure cam lock to the door



TriMark — West Alloy

We are pleased to announce that on September 20, 2007 TriMark Europe Ltd, a subsidiary of TriMark Corporation, acquired West Alloy Ltd. Located in the UK. West Alloy is a market leader in the design and manufacture of locks, hinges, window stays and associated fittings for the world's best-known industrial and leisure vehicles.

West Alloy has built a sound reputation for on-time delivery of quality products including the Caraloc line of products which includes exterior handles and interior latch assemblies designed for the European Caravan industry. Also available are baggage door locks, grab handles, folding table legs and cam locks.

For more information on West Alloy's range of products, contact West Alloy at +44(0)20883372211 or visit www.westalloy.com

West Alloy
A TriMark Company



Caraloc Assembly (2000)

Camloc Assembly (730)

Baggage Door Lock (5280) With Various Cams

Single Key System

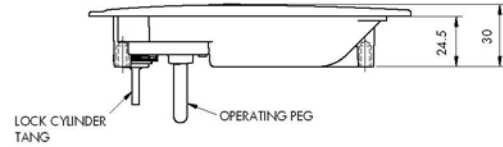
Single Table Leg (3030)

Exterior Locks

Caraloc Exterior Assembly

Part Number: 3240

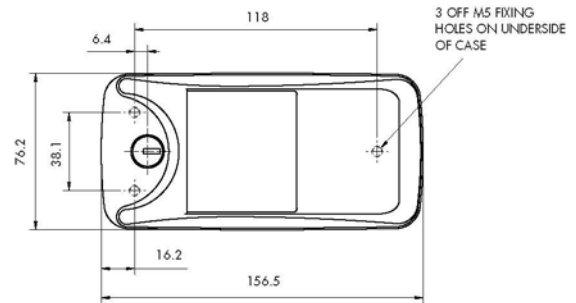
- Standard Colors: Black or grey
- L x W x H: 156.5mm x 76.2mm x 5.5mm from door face
- For use with Part No. 3200 Interior Assembly
- Various lock cylinder tang lengths and operating peg lengths available.
- Details available on request
- Manufactured in zinc base alloy



Exterior Flap Handle Assembly

Part Number: 4140

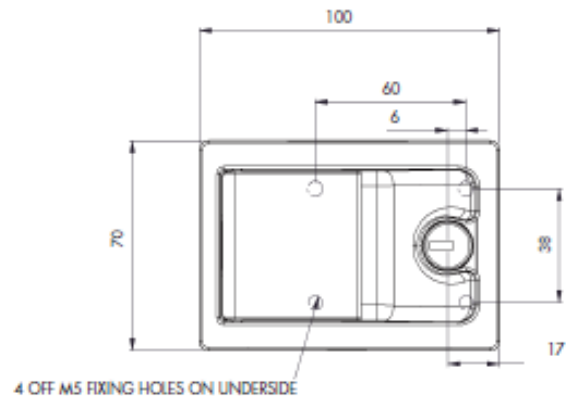
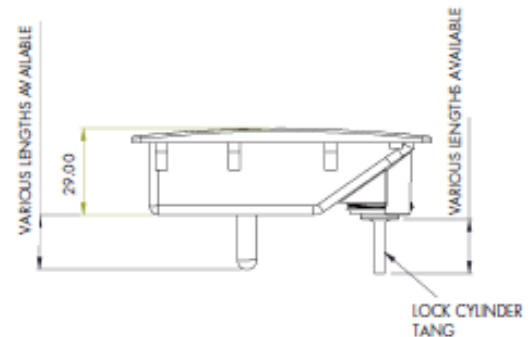
- Similar to Part Number 3240
- Standard Colors: black or grey
- For use with Part No. 4124 and 4295 Interior Assemblies
- Various Operating Peg lengths available
- Details available on request
- Locks independently where inter locking is not required
- Manufactured in zinc base alloy
- Technical Drawing shows a 3240 Assembly



Caraloc Exterior Assembly

Part Number: 4014

- Standard colors: Black or grey
- L x W x H: 100mm x 70mm x 5mm from door face
- For use with Part No. 3200 and 5710 Interior Assemblies
- Various lock cylinder tang lengths and operating peg lengths available
- Details available on request
- Manufactured in zinc base alloy

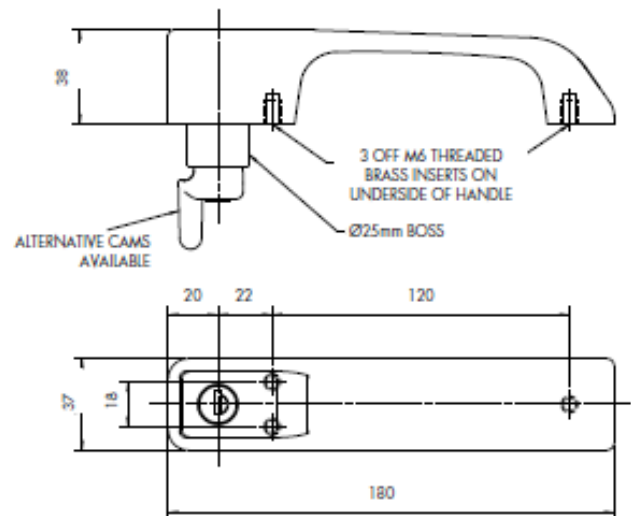


Exterior Locks

Exterior Push Button Handle Assembly

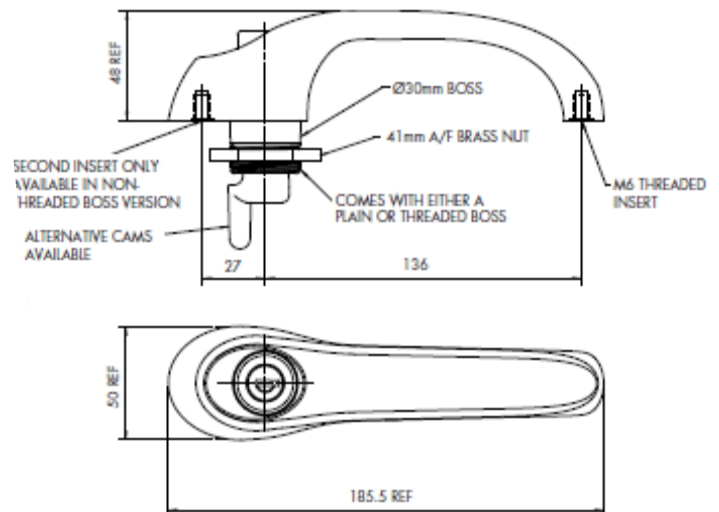
Part Number: 7440

- Standard color: Black
- Molded in glass filled nylon
- Push button handle with three hole fixing, fitted with cam Part No. 7404
- Alternative cams are available to suit customer's individual requirements
- Can be supplied as a two hole fixing.
- Details available on request
- UV tested to 1,000 hours



Part Number: 8925 / 8960

- Standard Color: Black
- Molded in glass filled nylon and designed to be waterproof.
- Supplied with either a threaded boss Part No: 8925 or plain boss Part No: 8960, with additional molded-in M6 threaded inserts.
- Can be supplied with various cams to suit individual requirements.
- UV tested to 1,000.
- Tested and approved for resistance to water ingress to IPX5 [IEC529 edition 2.1 2001/2002].



8925

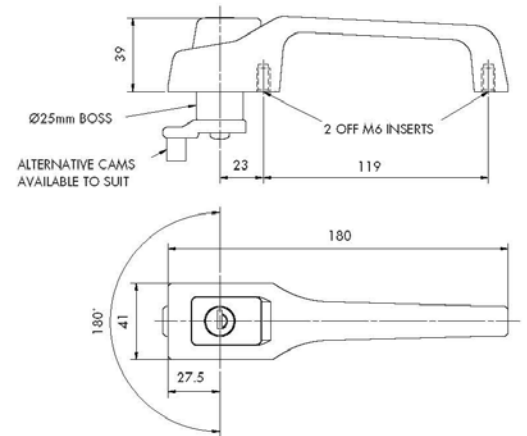


8960

Exterior Locks

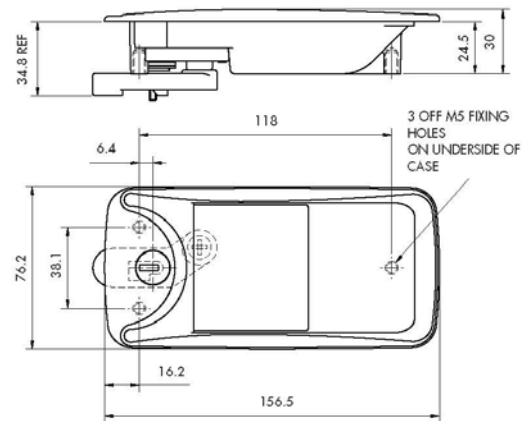
Exterior Push Button Handle Assembly Part Number: 4730

- Standard Color: Black
- Molded in glass filled nylon
- Fitted with cam Part No. 4734
- Alternative cams available to suite individual customer requirements



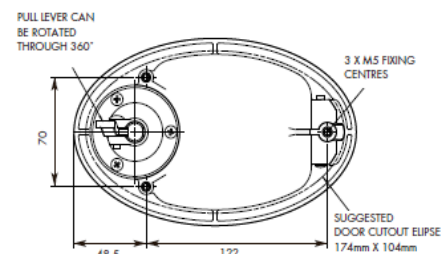
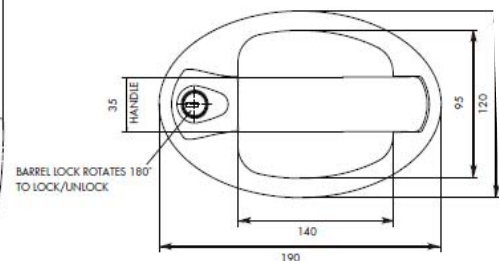
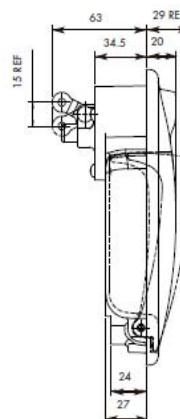
Exterior Flap Handle Assembly Part Number: 5150

- Similar to Part No. 3240 & 4140 with the exception of the operating peg
- Standard colors: black or grey
- Manufactured in zinc base alloy
- For use with the following types of interior assemblies:
 - Part No. 4720 / 4725
 - Part No. 4760 / 4765
 - Part No. 4770 / 4775
 - Part No. 5050 / 5055



Part Number: 9700

- Standard Color: Black
- The actuating mechanism can be rotated through 360 degrees to facilitate lifting at any angle in almost any situation.
- Designed to link via rod or cable to West Alloy's Anti-Burst Latches
- Can be supplied with a direct operation lever
- Part No: 9730

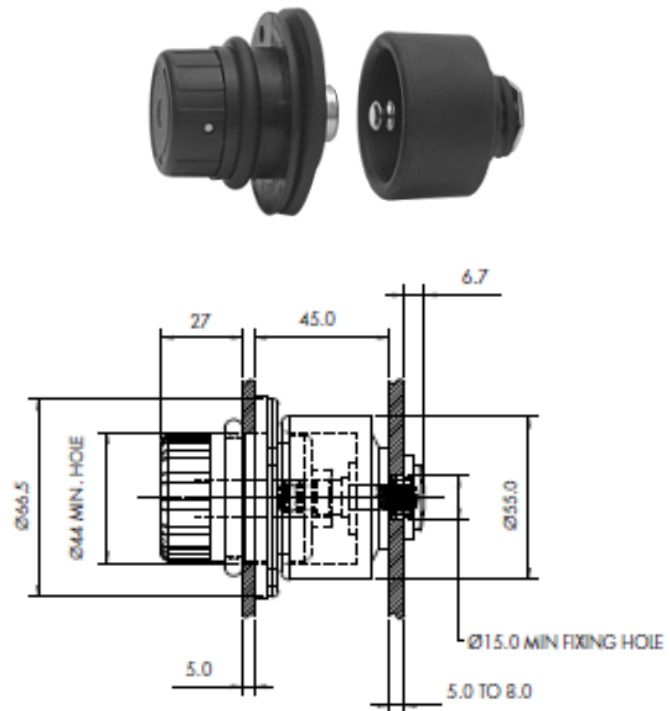


Catches & Door Retainers

Door Retainer Catch

Part Number: 6018

- Standard color: Black
- Designed for use on tractor cab doors.
- Interior unit - Dia. 42mm x 35mm deep
- Exterior unit - Dia. 55mm x 30mm deep
- Various operating options available
- Details on request

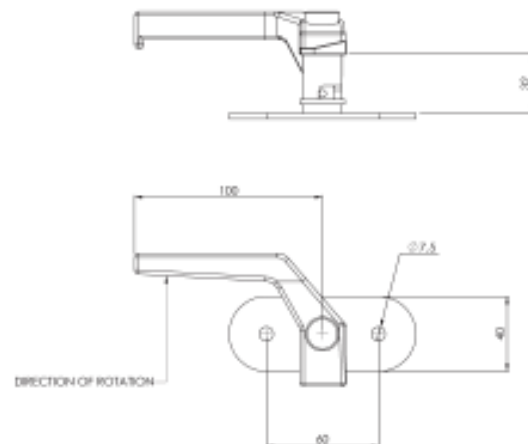
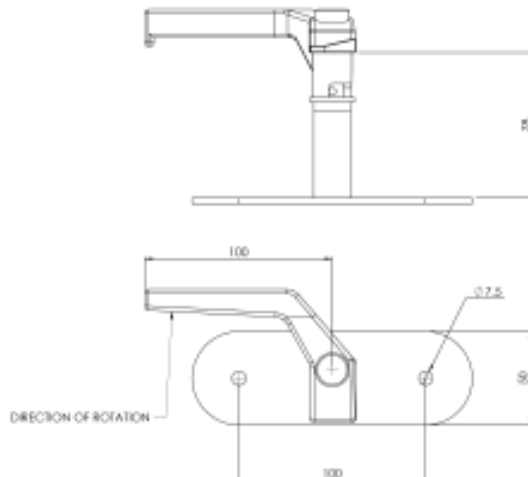


Window Handles

Window Handle Assembly

Part Number: 2570 / 2580

- Standard color: Black
- Designed for use on a hinged rear window
- Available in 2 sizes
- Part No. 2570 hole centers 100mm
- Part No. 2580 hole centers 60mm



Interior Latches

Interior Rotary Latch Assembly

Part Number: 4700

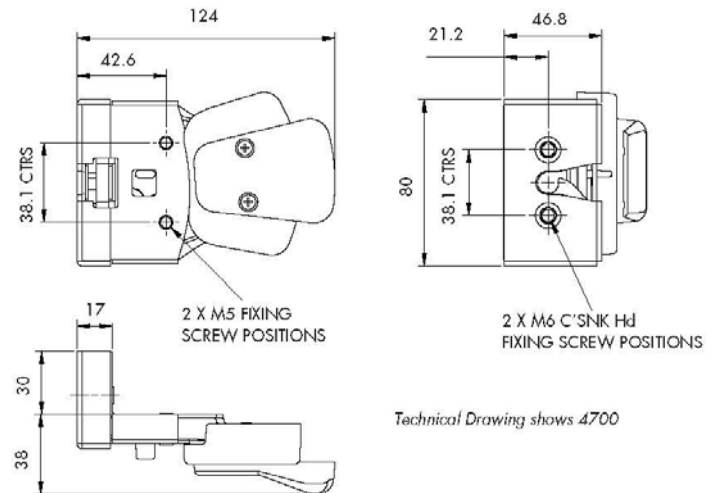
- For use with Exterior Flap Handle Assembly Part No. 4140
- Can be locked internally
- Tested and approved to FMVSS 206/SAE J839 section 4.1 latch strength testing.
- Opposite hand: Part No. 4705



Interior Rotary Latch Assembly

Part Number: 4720

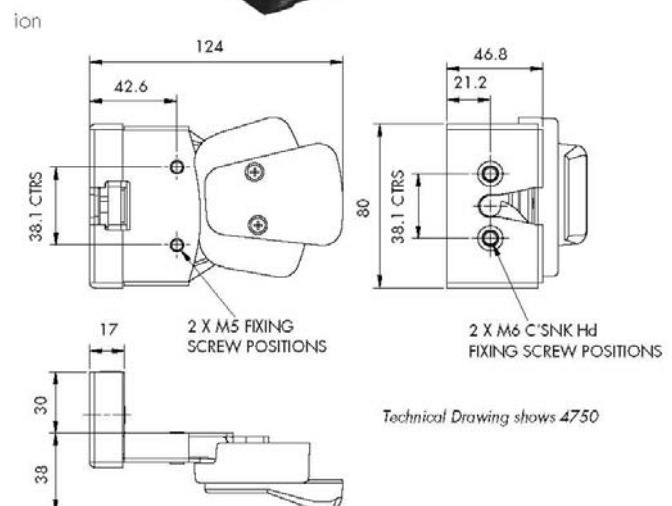
- For use with Exterior Push Button Handle Assembly Part No. 4730 or Exterior Flap Handle Assembly Part No. 5150
- Can be locked internally
- Tested and approved to FMVSS 206/SAE J839 section 4.1 latch strength testing.
- Opposite hand: Part No. 4725



Interior Rotary Latch Assembly

Part Number: 4750

- For use with Exterior Flap Handle Assembly Part No. 4140
- Cannot be locked internally
- Tested and approved to FMVSS 206/SAE J839 section 4.1 latch strength testing.
- Opposite hand: Part No. 4755



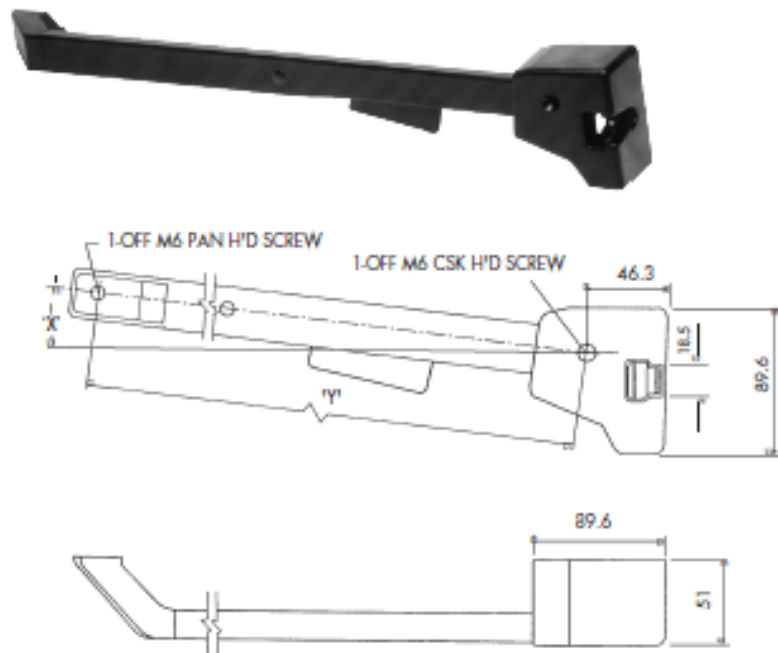
Interior Latches

Squeeze Type Interior Latch Variable Handrail Angle

Part Number: 4770

- For use with various Exterior Push button Handle Assemblies or Exterior Flap Handle Assembly Part No. 5150
- Various lengths and angles available. See table below.
- Alternative lengths can be supplied to suit customer requirements
- Tested and approved to FMVSS 206/SAE J839 section 4.1 latch strength testing

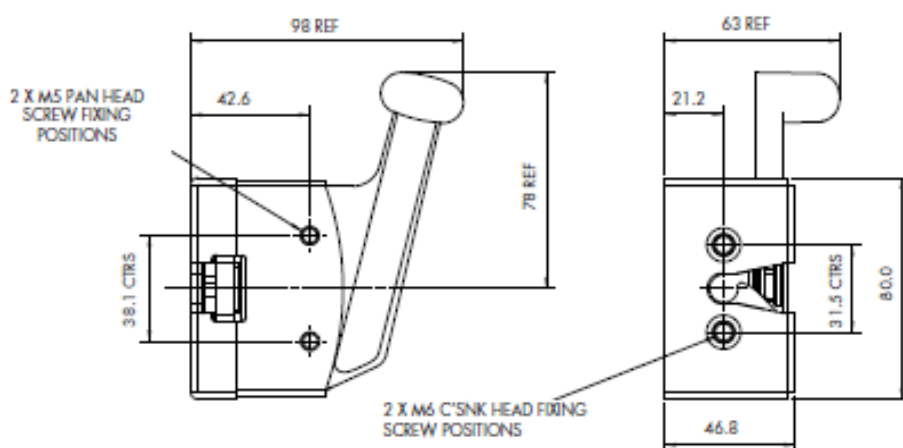
Squeeze Lever Handle Assembly Angled Rail			
Assembly No.	"Y" CRS	Angle "X"	Opposite Hand
4770	470.6	6"	4775
7120	395.3	6"	7125
7160	470	9.5" - 13.5"	7165



Interior Rotary Latch Assembly

Part Number: 5050

- For use with Exterior Push Button Handles or Exterior Flap Handle Assembly Part No. 5150
- Cannot be locked internally
- Tested and approved to FMVSS 206/SAE J839 section 4.1 latch strength testing
- Opposite hand: Part No. 5055

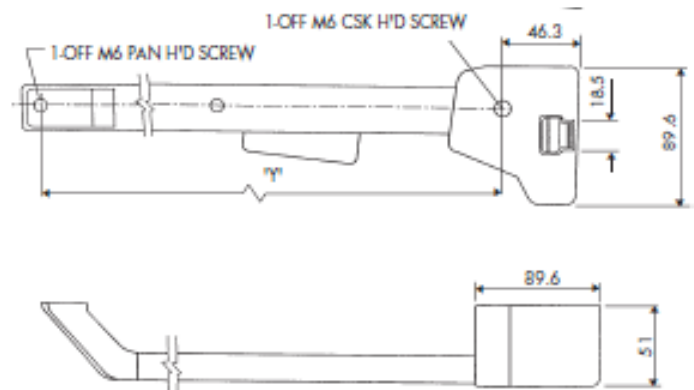


Interior Latches

Squeeze Type Interior Latch Handrail Positioned Horizontally Part Number: 5090

- For use with various Exterior Push button Handle Assemblies or Exterior Flap Handle Assembly Part No. 5150
- Various lengths and angles available. See table below.
- Alternative lengths can be supplied to suit customer requirements
- Tested and approved to FMVSS 206/SAE J839 section 4.1 latch strength testing

Squeeze Lever Handle Assembly Horizontal Rail		
Assembly No.	"Y" CRS	Opposite Hand
5090	470.5mm	5095
5340	762.5mm	5345
7210	711.5mm	7215
7250	470.5mm	7255
7260	335mm	7265

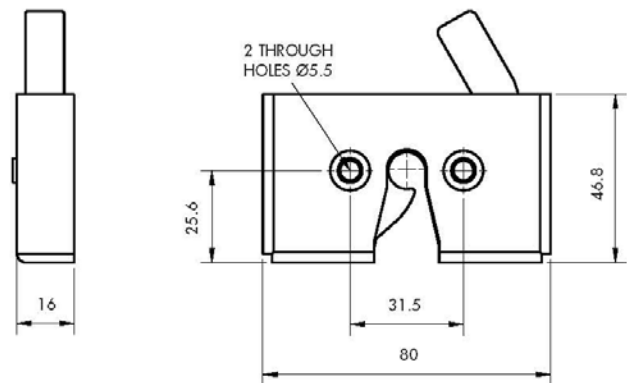


Finger Latch Assembly Part Number: 5359

- Designed for operating bonnets/hoods etc. and in sliding door applications
- Tested and approved to FMVSS 206/SAE J839 section 4.1 latch strength testing
- Cannot be locked internally
- Opposite hand: Part No. 5358



Part No. 5359



Finger Latch Assembly Part Number: 7472

- Designed for operating bonnets/hoods etc. and in sliding door applications
- Can be used remotely using a connecting rod to link up to an exterior lock
- Tested and approved to FMVSS 206/SAE J839 section 4.1 latch strength testing
- Cannot be locked internally
- Opposite hand: Part No. 7477



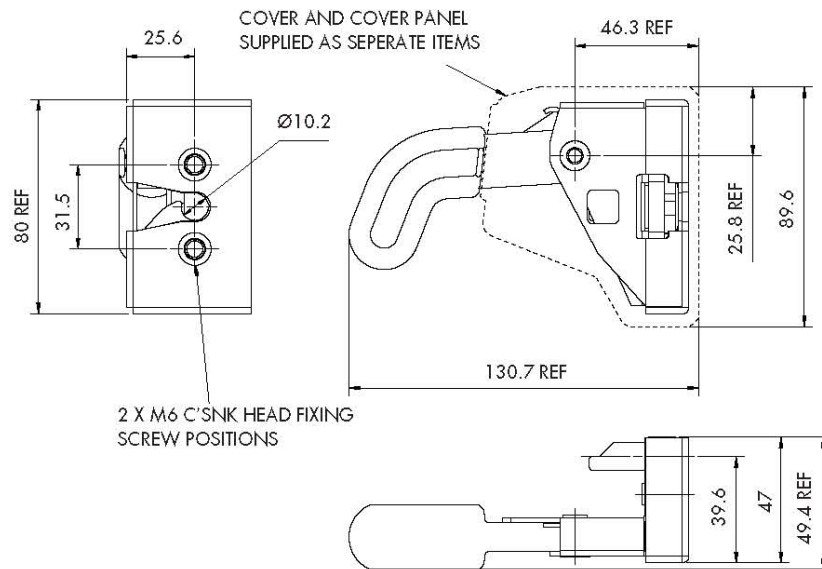
Part No. 7472

Interior Latches

Interior Anti-Burst Latch Assembly

Part Number: 7570

- Anti-burst lock with gas injected molded handle
- Can be used with various Push Button Handle Assemblies or External Flap Handle Assembly Part No. 5150
- Tested and approved to FMVSS 206/SAE J839 section 4.1 latch strength testing
- Opposite hand: Part No. 7575



Remote Control Lock Assemblies

Remote Control Rotary Lock Assembly

Part Number: 7030 (as shown)

Part Number: 7035 (opposite hand)

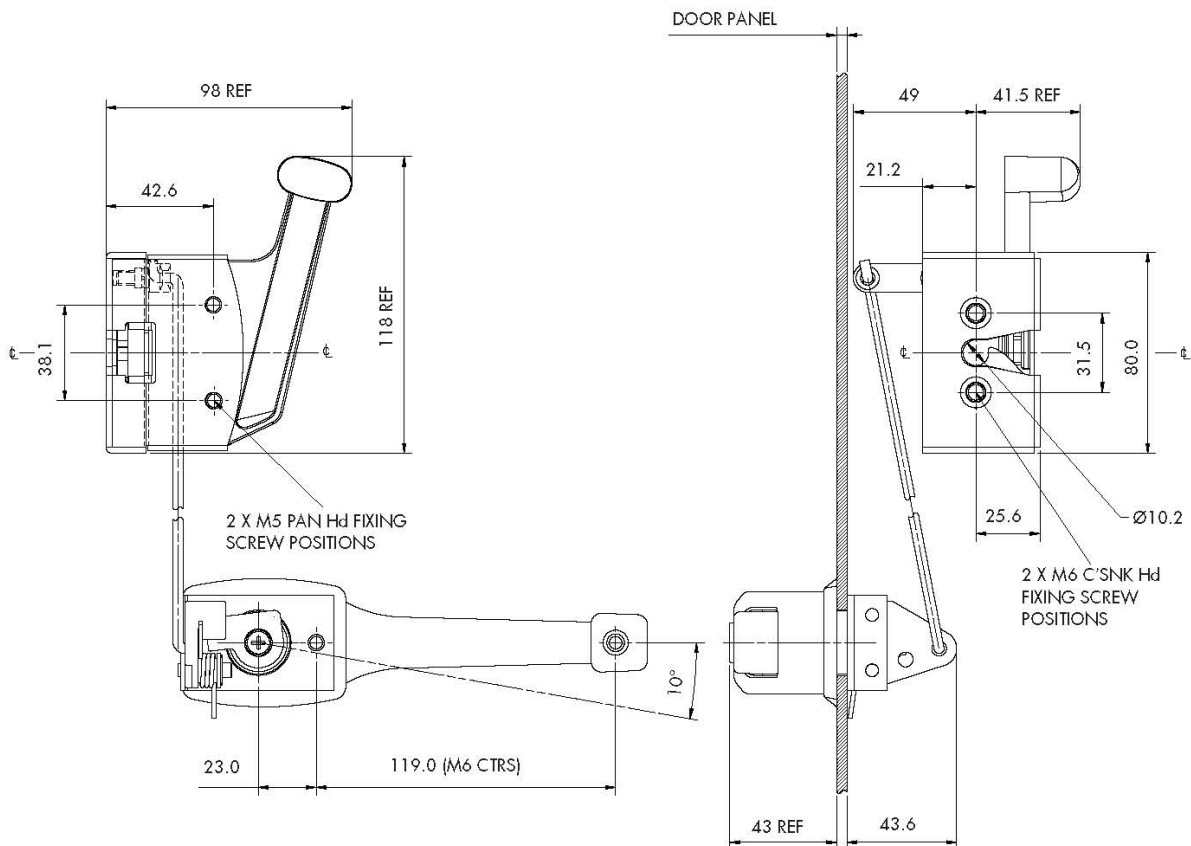
Part Number: 4940 (as shown)

Part Number: 4945 (opposite hand)

Part Number: 4960 (as shown)

Part Number: 4965 (opposite hand)

- Comprises Interior and Exterior Assemblies and Remote Control Mechanism which is designed to allow Exterior Handle to be mounted at any angle within 10 deg. as shown to suit door design
- Cannot be locked internally

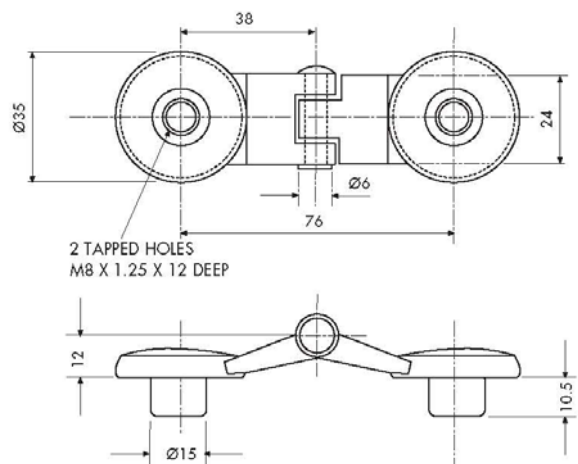


Hinges

Aluminum Hinge Assembly

Part Number: 2499

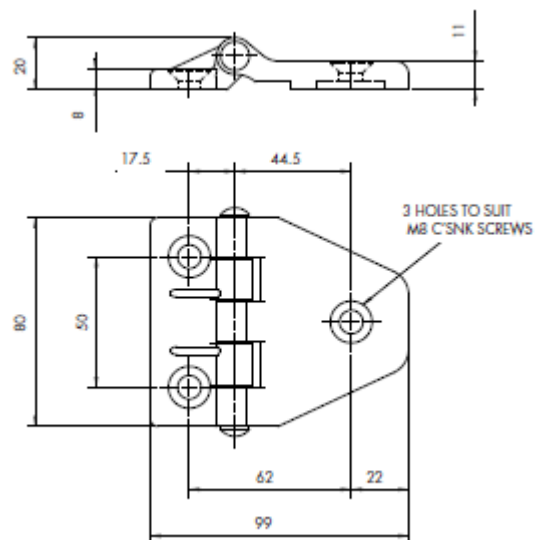
- Standard Color: Black or grey
- Designed for securing with the same type of fixing in both sections
- Can be assembled using screw fixings Part No. 2497 or 2498



Hinge Assembly

Part Number: 7810

- Standard Color: Black
- Plastic injection molded hinge assembly produced in glass filled nylon complete with rubber grommet and spacer
- Designed primarily for glass applications

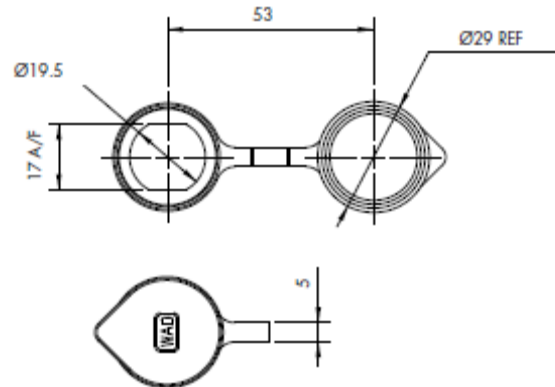


Miscellaneous

Barrel Lock Cover

Part Number: 4530

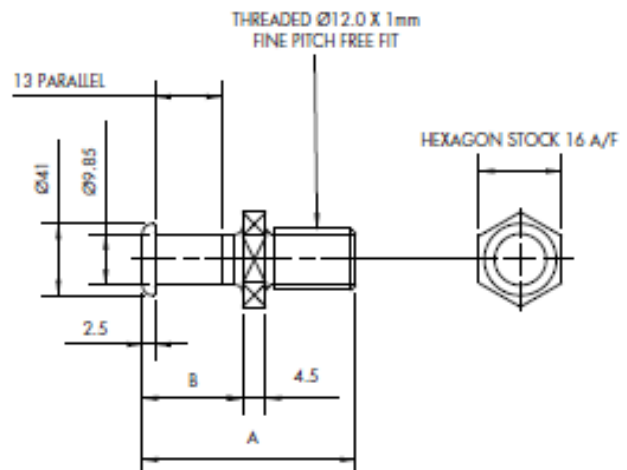
- Designed for use with Cylinder Lock Assemblies
- Molded in polypropylene
- Generally supplied in black or white, though other colors are available on request



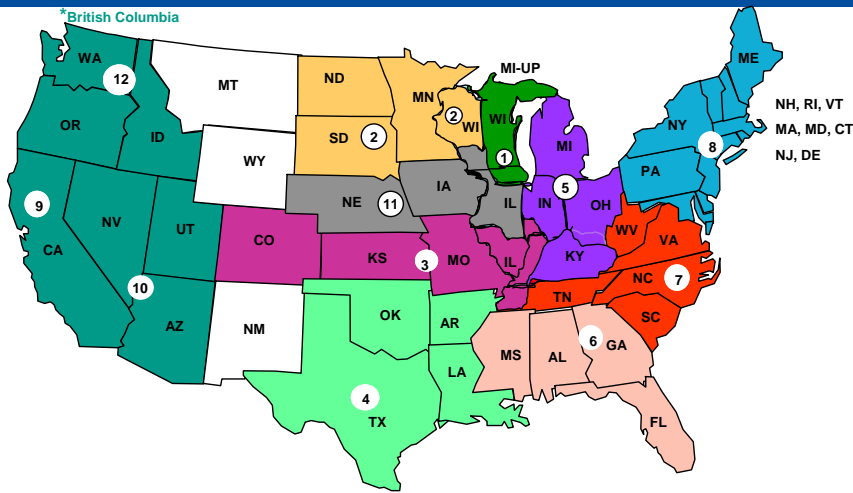
Striker Pins

- **Part Number: 4713** Striker Pin
'A' Dim = 41.5
'B' Dim = 19.5
- **Part Number: 4722** Striker Pin
'A' Dim = 49.0
'B' Dim = 19.05
- **Part Number: 4747** Striker Pin
'A' Dim = 49.5
'B' Dim = 27.5
- **Part Number: 4756** Striker Pin
'A' Dim = 60
'B' Dim = 35

For use with Interior Rotary Lock Assemblies



Vico and Patlon Associates Territory



United States

VICO	Associate	Phone	Cell	E-mail
1	Bradley P. Dickinson	(847) 367-7660	(847) 778-6129	bdickinson@vicoassociates.com
2	Michael F. Chilton	(952) 943-1414	(612) 868-6909	mchilton@vicoassociates.com
3	Thomas J. Noser	(314) 647-0910	(314) 616-9036	tnoser@vicoassociates.com
4	Michael Schott	(817) 453-7881	(214) 850-9121	mschott@vicoassociates.com
5	Joseph W. Gales	(574) 273-3891	(574) 339-1650	jpgales@vicoassociates.com
6	Steven M. Trees	(229) 559-7991	(229) 834-2019	strees@vicoassociates.com
7	Dwight D. Quinlan	(336) 643-2098	(336) 255-5868	dquinlan@vicoassociates.com
8	Jeff Walker	(717) 285-9367	(717) 572-8980	walker@vicoassociates.com
9-10	Michael J. Lee	(360) 652-6970	(425) 330-5708	mlee@vicoassociates.com
11	Eric A. Siech	(563)-886-1615	(641) 330-5180	esiech@vicoassociates.com
12	Michael J. Lee	(360) 652-6970	(425) 330-5708	mlee@vicoassociates.com

Canada

Patlon	Associate	Cell	E-mail
A	John Kloosterboer	(778) 908-2130	jkloosterboer@patlon.com
B	Brian Slessor	(416) 997-0676	bslessor@patlon.com
	Brian Boyle	(416) 550-9235	bboyle@patlon.com
	Peter Southern	(416) 524-6107	psouthern@patlon.com
C	Steve Mann	(613) 715-1418	sjmann@patlon.com
	Patrick W. Mann	(613) 558-8099	pwmann@patlon.com
D	Greg Mant	(514) 238-9491	gmant@patlon.com
	Manon Bélanger	(514) 972-1835	mbelanger@patlon.com



Index

010-0100 Release Lever.....	83
010-0200 Non-Locking L-Handle	84
010-0300 Locking L-Handle	84
010-0600 Flush Mounted Pop-Up T-Handle	86
010-0700 Light Duty Compartment Latch	87
010-1100 TriGuard Heavy-Duty Rotating Handle	88
020-0150 Grab Handle.....	89
020-0700 Flush Pull Handle	73
020-0800 Surface Mounted Pull Handle	74
020-0850 e-LOCKING Pull Handle	75
020-0900 Remote Inside Release.....	90
020-1100 Remote Pull Handle	76
020-1150 Two-Point Free Float Pull Handle	76
030-0100 Single Rotor Compartment Latch.....	46
030-0150 Heavy Duty Compartment Latch	47
030-0175 Stamped Steel Compartment Latch	48
030-0185 Stamped Steel 2-Point Paddle Handle.....	49
030-0200 Paddle Handle	50
030-0250 Paddle Handle With Inside Release Lever.....	50
030-0500 Pivoting Catch Compartment Latch	36
030-0550 Heavy Duty Pivoting Catch Compartment Latch	37
030-0600 Rotating Catch Compartment Latch.....	38
030-0625 2-Point Rotating Catch Compartment Latch.....	38
030-0800 Flush Paddle Handle with Inside Release.....	51
030-0825 Flush Mount Paddle Handle With Inside Release Lever	52
030-0850 Flush Mounted Paddle Handle.....	53
030-0860 Flush Mounted Paddle Handle With Inside Lock Knob	54
030-0875 Free-Float Flush Mounted Paddle Handle	55
030-0900 Motor Home Entrance Door Hardware With Dead Bolt.....	56
030-1000 Motor Home entrance Door Hardware	57
030-1050 Motor Home Entrance Door Hardware With Dead Bolt.....	57
030-1100 2-Point Paddle Handle	58
030-1125 Paddle Handle With Hook.....	59
030-1200 Round Paddle Handle.....	60
030-1300 D-Paddle Handle.....	62
030-1400 Paddle Handle	63
030-1425 Inside Bezel & Release Lever Assembly.....	64
030-1450 Two-Point Paddle Handle	65
030-2000 Two-Point Free Float Baggage Lock.....	66
030-2100 Stamped Steel 2-Point Paddle Handle.....	67
030-2300 Wedge Paddle Handle	68
040-0100 Push Button Handle	78
040-0300 Non-Metallic Push Button Handle	79
040-0600 TriMount Push Button Handle	80
040-0700 Lift and Latch Handle	81
040-1400 Push Button Center Control	82
050-0100 Two-Rotor Latch	10
050-0103 Two Rotor Latch 2-Position Intertrip.....	11
050-0107 Two-Rotor Latch With Coaxial Trip	11
050-0110 Two-Rotor Single-Position Latch.....	11

Index

050-0113 Two-Rotor Latch Single Position Intertrip	11
050-0150 Two-Rotor Latch & Release Linkage.....	12
050-0170 Two-Rotor Latch With Bellcrank Linkage	13
050-0200 Slimline Rotary Latch	14
050-0204 Slimline Latch With Inline Trip Lever	15
050-0210 Slimline Rotary Latch Single-Position	15
050-0250 Single Rotor Latch & Linkage Assembly	16
050-0275 Slimline Cargo Latch	17
050-0300 Single Rotor Latch.....	18
050-0400 Floating Striker Single Rotor Latch.....	19
050-0410 Floating Striker Single Position Rotor Latch.....	20
050-0500 Single Rotor Mini-Latch.....	21
050-0600 Single Rotor Compartment Latch	22
050-0700 12mm Single Rotor Latch	23
050-0710 Direct Push Button/Remote Inside Release	24
050-0750 Remote Exterior/On-Latch Inside Release Lever	24
050-0760 Remote Exterior/Remote Inside Release	24
050-0810 Single Rotor Latch Logic	25
050-0850 Heavy Duty Latch Module	26
050-1100 6mm Single Rotor Latch.....	27
050-1200 Single Rotor Panel Latch	28
050-1300 Plastic Slam Latch.....	40
050-1600 TriGuard Heavy Duty Single Rotor Latch	29
060-0100 Plunger Bolt	30
060-0201 Trailer Latch	69
030-0251 Trailer Latch With Dead Bolt	69
060-0460 EZ Access Baggage Door Lock	70
060-0475 Flush Baggage Door e-LOCK	71
060-0500 Plunger Bolt	31
060-0600 Motor Home Entrance Door Hardware.....	72
060-0650 Motor Home Entrance Door Hardware With Dead Bolt.....	72
060-0900 Recessed Mount Plunger Bolt.....	32
060-0901 Low Profile Plunger Bolt.....	33
060-1200 RV Screen Door Latch	34
060-1300 Flush Mount Security Lock.....	35
070-0100 .500 (12.7mm) Diameter Striker Bolt.....	105
070-0125 Striker Bolt	105
070-0200 .675 (17.1mm) Diameter Striker Bolt.....	106
070-0201 .550 (13.9mm) Diameter Striker Bolt.....	106
070-0300 .375 (9.5mm) Diameter Striker Bolt.....	107
070-0400 12mm Diameter Striker Bolt	107
080-0200 Lever Style Compression Latch	41
080-0400 CompOne™ Compression Latch	42
090-0100 Rod Clips	108
090-0150 Rods.....	108
090-0201 Push Button Linkage	91
090-0500 Window Hold-Open	43
090-0520 Window Hold-Open	43
100-0200 Mounting Fasteners	108
100-0400 Brackets, Spacers & Mounting Plates	108
100-0410 Cage Nut.....	109

Index

100-0500 Strike Plates.....	110
100-0800 Rod Collars	111
100-5010 TriGuard Heavy Duty Door Hardware Module V1	104
110-0403 Cam Lock.....	111
130-0100 Dual Release Door Hold-Open	44
130-0110 Single Release Door Hold-Open.....	45
200-0100 Hinge Assembly—Plastic.....	92
200-0200 Cabinet Hinge	92
2499 Aluminum Hinge Assembly	122
2570/2580 Window Handle Assembly	116
3240 Caraloc Exterior Assembly.....	113
4014 Caraloc Exterior Assembly.....	113
4140 Exterior Flap Handle Assembly.....	113
4530 Barrel Lock Cover	123
4700 Interior Rotary Latch Assembly	117
4713 Striker Pins.....	123
4720 Interior Rotary Latch Assembly	117
4722 Striker Pins.....	123
4730 Exterior Push Button Handle Assembly	114
4747 Striker Pins.....	123
4750/4755 Interior Rotary Latch Assembly	117
4756 Striker Pins.....	123
4770 Squeeze Type Interior Latch Variable Handrail Angle.....	118
4940/4945 Remote Control Rotary Lock.....	121
4960/4965 Remote Control Rotary Lock.....	121
500-1000 e-ASK System.....	94
500-1100 e- <i>FOB</i> System	95
510-0100 e-ASK I/O Module	96
510-0250 e-ASK CAN IO and RF Module.....	97
530-0100 e- <i>FOB</i> Transmitter	98
540-0100 e- <i>PAD</i> Keypad	99
540-0125 e- <i>PAD</i> With Relays	100
540-0200 Lighted Grab Handle With Keypad (e- <i>GRAB</i>).....	101
550-0100 Power Lock Actuators	102
5050/5055 Interior Rotary Latch Assembly	118
5090 Squeeze Type Interior Latch Handrail Positioned Horizontally	119
5150 Exterior Flap Handle Assembly.....	114
5359 Finger Latch Assembly.....	119
6018 Door Retainer Catch	116
610-0100 Ignition Switch.....	103
7030/7035 Remote Control Rotary Lock.....	121
7440 Exterior Push Button Handle Assembly	115
7472 Finger Latch Assembly.....	119
7570/7575 Interior Anti-Burst Latch Assembly	120
7810 Hinge Assembly	122
8925/8960 Exterior Push Button Handle Assembly	115
9700/9730 Exterior Pull Handle	114
e-ASK	93
e-ASK Accessories	93



TriMark Corporation

500 Bailey Avenue
 P.O. Box 350
 New Hampton, IA 50659
 United States
 Tel: +1 641 394 3188
 Fax: +1 641 394 2392
 www.trimarkcorp.com



TriMark Europe Limited

Cedar Court
 Walker Road
 Bardon Hill
 Coalville
 LE67 1TU
 United Kingdom
 Tel: +44 (0) 1530 512460
 Fax: +44 (0) 1530 512461
 www.trimarkeu.com



TriMark (Xuzhou)

Automotive Components Co. Ltd
 Building A5 Jinwu Road
 Xuzhou Economic Development Zone
 Xuzhou, Jiangsu
 221004 PR China
 Tel: +86 516 8773 0018
 Fax: +86 516 8773 0058
 www.trimarkcn.com

West Alloy

Cedar Court
 Walker Road
 Bardon Hill
 Coalville
 LE67 1TU
 United Kingdom
 Tel: +44 (0) 1530 512460
 Fax: +44 (0) 1530 512461
 www.westalloy.com